

GERARDI

4

Parallel plates, stack type, special jaws and spindle clamping devices

STD - StandardFLEX - XL

Parti di ricambio / *Spare Parts*

INDICE - INDEX

Art.	pages 4.	Art.	pages 4.	Art.	pages 4.	Art.	pages 4.	Art.	pages 4.	Art.	pages 4.	Art.	pages 4.
1E	40	191	29	243K	16	301	29	385	28	396C	51		
1F	42	192	25	243S	11	302	29	390	44	396D	51		
105	31	192S	25	244	11	303	29	390/2	44	397	47		
120	8	200	19	245	11	303A	30	390/3	44	397B	47		
120A	20	201	19	246	11	304	29	390/4	44	397C	51		
121	8	203	19	246G	14	305	29	390A/2	44	397D	51		
123	8	204	19	246K	16	306	29	390A/3	44	398	47		
123A	20	206	19	246T	11 - 12	306A	30	390A/4	44	398B	47		
124	8	207	19	247	11	306B	30	390B	48	398C	51		
126	8	208	19	247G	14	306C	30	390B/2	48	398D	51		
126A	20	209	19	247K	16	307	29	390B/3	48	399	52		
127	8	210	24	247T	11 - 12	308	29	390B/4	48	400	52		
127A	20	211	24	248	9	309	29	390C/2	48	401	52		
128	8	212	23	248G	14	310	27	390C/3	48	402	52		
129	8	213	23	248K	16	311	27	390C/4	48	402/90	52		
132	28	214	23	248S	9	312	27	391	45	403	52		
133	28	215	23	249	9	313	27	391/2	45	404	52		
134	28	217	24	249G	14	313A	26	391/3	45	405H	52		
135	28	218	24	249K	16	313R	27	391/4	45	407	40 - 44		
140	10	220F	15 - 17	249S	9	314	27	391A/2	45	407A	40 - 45		
140G	13	224	23	250	9	315	30	391A/3	45	407B	40 - 46		
140T	12	225	23	251	9	316	30	391A/4	45	407C	42 - 48		
141	10	220 G01	15 - 17	252	9	317	26	391B	49	407D	42 - 49		
141G	13	220 G02	15 - 17	253	9	318	30	391B/2	49	407E	42 - 50		
141T	12	220 G11	15 -17	257	37	319	30	391B/3	49	410	36		
143	10	230	9	258	36	320	22	391B/4	49	414	27		
143G	13	230B	21	260	28	321	30	391C/2	49	414R	27		
143T	12	230C	21	270A	53	322	30	391C/3	49	420	31		
144	10	230D	21	270B	53	323	30	391C/4	49	430	31		
144G	13	230E	22	271	54	324	30	392	46	431	28		
144T	12	230F	21	271D	54	325	35	392/2	46	440	28		
146	10	230G	21	272	53	355	36	392/3	46	505	53		
146G	13	230H	21	272A	53	356	36	392/4	46	569	54		
146T	12	230K	21	282A	36	357	35	392A/2	46	570	28		
147	10	230L	21	283	54	360	36	392A/3	46	570S	28		
147G	13	230M	21	283A	54	361	36	392A/4	46	605 G1	22		
147T	12	230S	9	284A	36	362	28	392B	50	605 G2	22		
148	10	230SLD	21	285	54	365	31	392B/2	50	605 G3	22		
148G	13	230SLE	21	286	37	366	31	392B/3	50	666I	35		
149	10	231	9	287	34	367	31	392B/4	50	ID 03	53		
149G	13	231S	9	291	35	368	31	392C/2	50	ID 04	53		
152	24	232	9	292	37	370	35	392C/3	50	ID 05	53		
160	18	233	9	293	37	370EM	35	392C/4	50	981	3		
161	18	234	9	294A	37	375	35	393	40 - 47	985	3		
163	18	235	9	295	37	376	35	393D	42 - 51				
164	18	242	11	296	33	377	35	394	40 - 47				
166	18	242G	14	297	34	380	28	394D	42 - 51				
167	18	242K	16	298	33	381	28	395	40 - 47				
168	18	242S	11	299	37	382	28	395D	42 - 51				
169	18	243	11	300	29	383	28	396	47				
190	29	243G	14	300A	30	384	28	396B	47				

VALIGETTA DI CAMPIONATURA STD / StdFLEX

SAMPLE KIT CASE STD / StdFLEX

Art. 981

Morsa / Vise Art. 1

Cod.	0.98.10000
PRICE LIST €	~~2.052~~
SPECIAL PRICE €	1.100

Art. 1 - All'Interno - Inside:

Art. 985

Morsa / Vise Art. 1A

Cod.	0.98.50000
PRICE LIST €	~~2.081~~
SPECIAL PRICE €	1.100

Art. 1 - All'Interno - Inside:

SIMBOLOGIA DATI TECNICI

TECHNICAL DATA ICONS

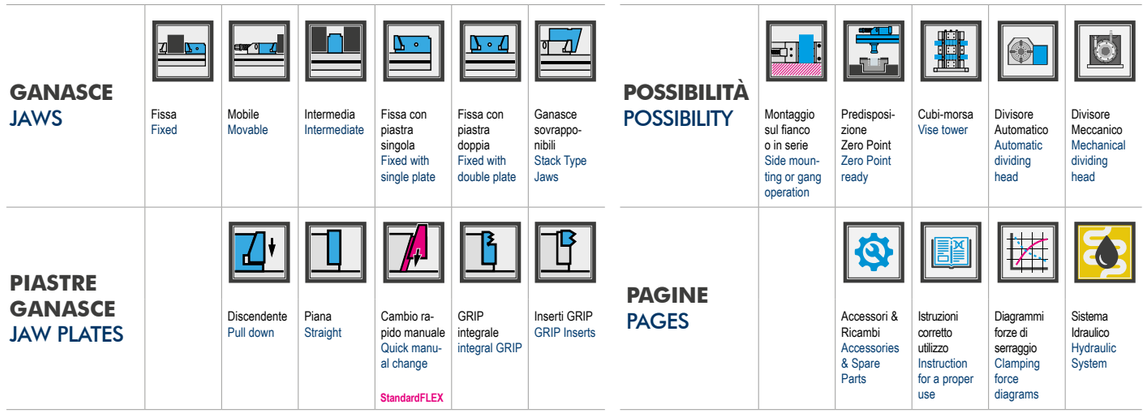

OPZIONI LAVORAZIONI EXTRA

OPTIONS FOR EXTRA MACHINING

Nei codici, **STD** si riferisce agli articoli dei gruppi 1, 2 e 3.
In codes, **STD** refers to articles in groups 1, 2 and 3.

Lavorazione extra Extra machining	Cod.	PRICE LIST €
AGGIUNTA di un foro calibrato ADDITION of a calibrated hole	MAN-010-STD	110
AGGIUNTA di una chiavetta calibrata ADDITION of a calibrated key-way	MAN-020-STD	110
PREDISPOZIZIONE SEMPLICE SIMPLE SET UP	MAN-030-STD	110
PREDISPOSIZIONE & MONTAGGIO COMPLETO COMPLETE SET UP & MOUNTING	MAN-040-STD	220
MONTAGGIO PARZIALE PARTIAL ASSEMBLY	MAN-050-STD	110

Lavorazione extra Extra machining	Cod.	PRICE LIST €
MONTAGGIO SEMPLICE SIMPLE ASSEMBLY	MAN-060-STD	-
MONTAGGIO ed ALLINEAMENTO (Standard) (Standard) ASSEMBLY and ALIGNMENT	MAN-070-STD	110
MONTAGGIO VERTICALE COMPLETE VERTICAL ASSEMBLY	MAN-080-STD	165
ALLINEAMENTO e CONTROLLO tramite DEA ALIGNMENT and CONTROL by DEA \ CMM	MAN-090-STD	440
TABULATO controllo DEA PRINTOUT DEA control	MAN-100-STD	220

Parti di ricambio / Spare parts

STD / StdFLEX / XL

Un ampia scelta di componenti ed accessori modulari !

Wide range of components and modular accessories !

USURA INESISTENTE / NO WEAR

Grazie all'accurata scelta dei materiali impiegati ed allo studio dimensionale computerizzato dei componenti. Costruzione completamente in speciali leghe di acciaio ad alta resistenza, normalizzato, cementato e temprato con durezza 58 ±2 HRC. Tutto ciò al fine di conferire massima rigidità, elevate prestazioni e usura inesistente. A riprova di tutto ciò assicuriamo 5 ANNI DI GARANZIA su tutto il programma morse e organi meccanici in genere.

Thanks to the manufacturing with only the most suitable materials and to the structure of the vise components (developed using computer customised softwares and the experience gained during many years spent working on the specific field). High alloyed quality resistance steel, case hardened HRC 58 ±2, is used in manufacturing all the Gerardi vises and accessories in order to give maximum rigidity, high performances and no wear. As evidence we give 5 YEARS WARRANTY on all the vises and mechanical components.

MODULARITÀ / MODULARITY

Tutte le morse ed accessori sono elementi componibili, intercambiabili e perfettamente allineabili fra loro e con i quali è possibile ottenere differenti soluzioni di bloccaggio. Secondo tale principio l'unico elemento che differenzia le attrezzature con identica larghezza di presa è la base (la cui lunghezza determina la massima apertura della morsa), mentre gli altri componenti sono identici. Mediante l'aggiunta o semplice sostituzione di alcuni particolari si può variare la tipologia di bloccaggio secondo le proprie esigenze utilizzando la stessa attrezzatura acquistata in un primo momento (bloccaggi singoli, con base girevole, doppi, verticali, di pezzi piani, tondi, piatti e grezzi, manuali, idraulici o pneumatici).

All vises and accessories are modular and components of all our vises will interchange with perfect alignment to provide different workholding solutions. With this basic principle the only difference between fixtures with the same width of clamping is the base (whose length determines the maximum opening of the vise), while the rest of components have same dimensions. Through the simple addition or substitution of some particulares You can change the type of clamping as Your needs require using the same fixture purchased before (single clamping, swivel base, double, vertical, smooth or round or flat or rough workpieces, manual, hydraulic or pneumatic).

DESIGN COMPATTO / SPACE SAVING DESIGN

La semplicità nonché la compattezza costruttiva consentono un'apertura notevole rispetto all'ingombro totale dell'attrezzatura. Inoltre lo stesso peso (solo 25 kg per una morsa da 150 mm di larghezza ganascia) è tale da consentire un facile trasferimento da una macchina all'altra.

The space saving design and solid construction allow a maximum blocking ratio to total overall dimension of the vise. Furthermore the weight (only 25 kg for a 150 mm jaw width vise) allows a simple moving from one machine to another.

SERRAGGI RAPIDI / QUICK CLAMPING

Grazie allo scorrimento del gruppo di serraggio nella guida della base (a cremagliera) fino in prossimità del pezzo da lavorare dove si adatterà automaticamente alla nicchia più vicina. L'operazione di serraggio si conclude agendo sulla vite di bloccaggio. Oltre a quello manuale meccanico, sono disponibili 4 ulteriori sistemi di serraggio intecambiabili e indipendenti: 1 - Idraulici / 2 - Pneumatici / 3 - Idraulici manuali / 4 - Idraulici elettrici. L'operazione è in termini di secondi.

Thanks to the clamping device sliding in the vise base slide (compact rack type) till the proximity of the workpiece. The clamping is completed with the main screw. Besides the manual mechanic system, 4 further interchangeable and independent clamping systems are available: 1- Hydraulic / 2- Pneumatic / 3- Manual hydraulic / 4- Electrical hydraulic. The change needs only few seconds.

Art.131 / 138 / 150

Ganasce Sovrapponibili

Stack type jaws

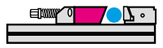

Art.210

Ganasce mobili guidate monoblocco per pezzi tondi

Solid guided movable jaws for round workpieces

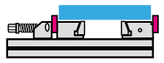

Art.132 / 133

Prolunga per ganasce mobili e fisse

Extension for movable and fixed jaws

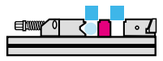

Art.212

Ganascia mobile intermedia con doppio gradino

Intermediate movable jaws with double step

Art.257 / 258 / 271

Gruppi di serraggio

Spindle clamping devices



Art.246

Ganasce mobili guidate monoblocco con piastre piane

Solid guided movable jaw with straight plates

Sicuramente uno dei punti di forza del sistema modulare GERARDI consiste nell'amplissima scelta di componentistica ed accessori nonché nel continuo investimento e sviluppo nei più avanzati concetti e soluzioni originali. Il programma che viene presentato nelle pagine seguenti fa parte di un sistema modulare di bloccaggio fra i più ampi e completi a livello mondiale che permette realmente di trasformare in standard ciò che sembrerebbe essere speciale (oltre 1000 articoli moltiplicati per 6 grandezze diverse). Il segreto di tutto ciò sta proprio nella modularità del sistema che consente (con l'aggiunta di alcuni componenti) una più ampia gamma di impieghi.

One of the biggest point of strength of GERARDI modular system lies in the broadest assortment program of components and accessories and also in the continuous investment and development of the most advanced concepts and original solutions. The range of items shown in the following pages is part of a modular workholding system among the widest and complete in the world. So, any holding and clamping issue You ever have, You can solve it with Gerardi standard modular products. The secret lies just in the modularity of the system which allows (choosing different components) a wider range of solutions.

SCAN IT TO SEE

THE WEB PAGE

5 YEARS WARRANTY

Parallele, ganasce sovrapponibili, speciali e gruppi di serraggio intercambiabili

Parallel plates, stack type & special jaws and interchangeable clamping devices

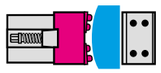

Art.190 / 188

Ganasce mobili guidate monoblocco

Solid guided movable jaws

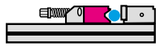

Art.217

Ganasce mobili guidate monoblocco prismatiche (per serraggio pezzi piatti e tondi)

Solid guided movable prismatic jaws (for plates & round workpieces clamping)

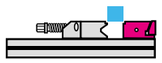

Art.120

Le ganasce fisse monoblocco consentono, una volta ruotate di 180°, il perfetto accopiamento al gradino della ganascia prismatica mobile (Art. 217) ordinabile separatamente.

The solid standard fixed jaws with 5x5 mm back steps are matchable, if turned of 180°, to the prismatic movable jaw (Art.217) to be ordered separately.

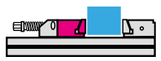

Art.127

Ganascia mobili guidate monoblocco costruite con un angolo di spinta verso il basso.

Guided movable jaws built in one solid body with a pull down angle

Parti di ricambio / Spare parts

Standard / StdFLEX / XL

Piastre ganasce discendenti intercambiabili manualmente

Pull down jaws plates interchangeable by hand

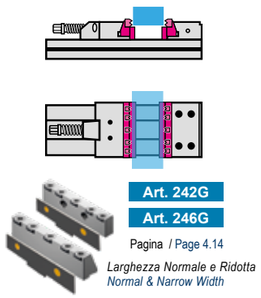

Art. 242G
Art. 246G
Pagina / Page 4.14
Larghezza Normale e Ridotta
Normal & Narrow Width

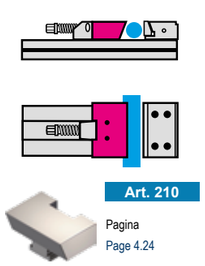

Art. 210
Pagina
Page 4.24

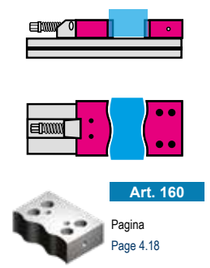

Art. 160
Pagina
Page 4.18

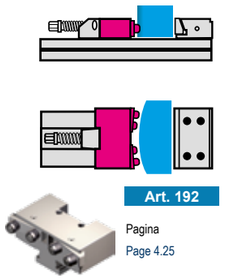

Art. 192
Pagina
Page 4.25

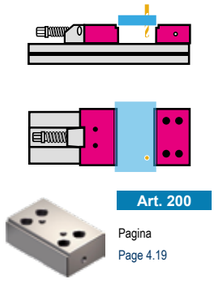

Art. 200
Pagina
Page 4.19

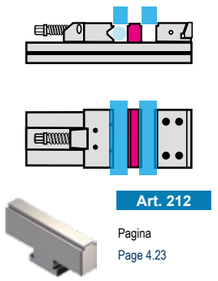

Art. 212
Pagina
Page 4.23

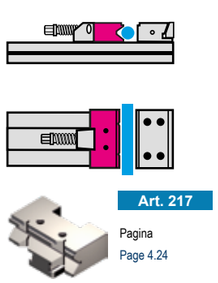

Art. 217
Pagina
Page 4.24

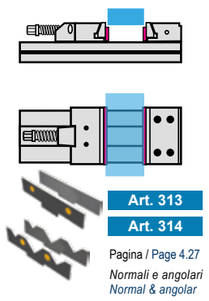

Art. 313
Art. 314
Pagina / Page 4.27
Normali e angolari
Normal & angolar

PIASTRE GANASCE COMPATIBILI SOLO CON MORSE STDFLEX
JAW PLATES COMPATIBLE ONLY WITH STDFLEX VISES

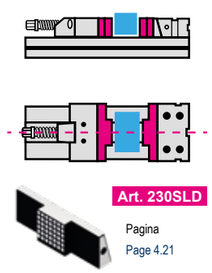

Art. 230SLD
Pagina
Page 4.21

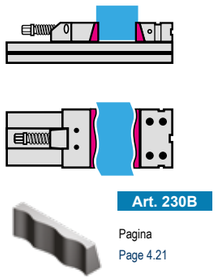

Art. 230B
Pagina
Page 4.21

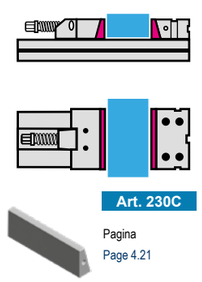

Art. 230C
Pagina
Page 4.21

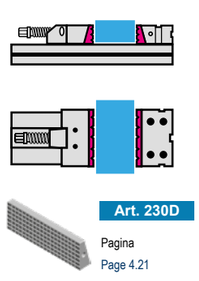

Art. 230D
Pagina
Page 4.21

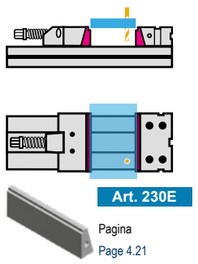

Art. 230E
Pagina
Page 4.21

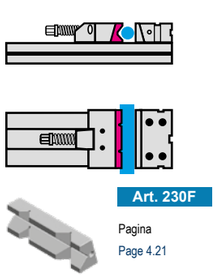

Art. 230F
Pagina
Page 4.21

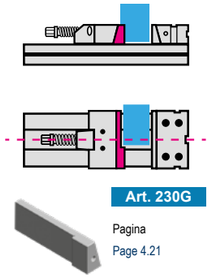

Art. 230G
Pagina
Page 4.21

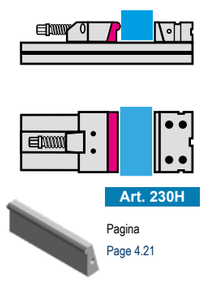

Art. 230H
Pagina
Page 4.21

Soluzioni personalizzate / Customized solutions

Standard / StdFLEX / XL

Soluzioni personalizzate a tutti i vostri problemi di serraggio

Customized solutions for all your clamping problems

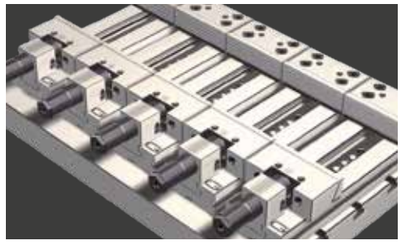

Serraggi idraulici
Hydraulic clamping

Morse Modulari di Precisione accoppiabili ed allineabili per serraggi multipli idraulici

Precision Modular vises matchable for gang operations and hydraulic clamping



Serraggi multipli
Multiple clamping

Morse Modulari di Precisione accoppiabili ed allineabili per serraggi multipli idraulici con ganasce speciali oleodinamiche interfacciate a piastre ganasce con inserti prismatici

Matchable and alignable precision modular vises for multiple hydraulic clamping through special hydraulic jaws interfaced to prismatic inserts jaw plates.



Morse StandardMatic
StandardMatic vises

Morse StandardMatic montate in serie su centro di lavoro vericale

StandardMatic vises series mounted on vertical machining centres



Art.2
Art.2

Morse Standard Art.1 montate con base girevole graduata su centro di lavoro verticale, per una maggiore verstilitità su 360°

Standard vise Art.1 mounted with graduated swivel base on vertical machining centre for a greatest versatility 360°

Ganasce con inserti Grip
Insert Grip jaw plate

Morsa Standard con piastre ganasce a gradino con inserti Grip per un serraggio più efficace

Standard vise equipped with insert grip step jaw plate for more effective workpiece clamping

GANASCE STANDARD / STANDARD JAWS

Tipo (grandezza) morsa / Vise type (size)		1	2	3	4	5	6
Art. 120 Ganascia fissa. **Larghezza normale** (W) - (W3) Fixed jaw. **Normal width** (W) - (W3)	Cod.	2.12.01000	2.12.02000	2.12.03000	2.12.04000	2.12.05000	2.12.06000
	€	160	203	243	285	405	623
Art. 121 Ganascia fissa. **Larghezza ridotta** rettificata (W2) - (W1) Fixed jaw. **Narrow width** ground (W2) - (W1)	Cod.	2.12.11000	2.12.12000	2.12.13000	2.12.14000	2.12.15000	2.12.16000
	€	206	261	314	369	526	810
Art. 123 Ganascia fissa doppia. **Larghezza normale** (W) - (W3) Double fixed jaw. **Normal width** (W) - (W3)	Cod.	2.12.31000	2.12.32000	2.12.33000	2.12.34000	2.12.35000	2.12.36000
	€	215	297	359	422	623	932
Art. 124 Ganascia fissa doppia. **Larghezza ridotta** rettificata (W2) - (W1) Double fixed jaw. **Narrow width** ground (W2) - (W1)	Cod.	2.12.41000	2.12.42000	2.12.43000	2.12.44000	2.12.45000	2.12.46000
	€	276	384	467	546	810	1.210
Art. 127 Ganascia mobile monoblocco guidata. **Larghezza normale** (W) - (W3) Guided movable solid jaw. **Normal width** (W) - (W3)	Cod.	2.12.71000	2.12.72000	2.12.73000	2.12.74000	2.12.75000	2.12.76000
	€	160	203	243	285	405	623
Art. 129 Ganascia mobile monoblocco guidata. **Larghezza ridotta** (W2) - (W1) Guided movable solid jaw. **Narrow width** (W2) - (W1)	Cod.	2.12.91000	2.12.92000	2.12.93000	2.12.94000	2.12.95000	2.12.96000
	€	160	203	243	285	405	623
Art. 126 Ganascia mobile **oscillante**. **Larghezza normale** (W) - (W3) **Floating** movable jaw. **Normal width** (W) - (W3)	Cod.	2.12.61000	2.12.62000	2.12.63000	2.12.64000	2.12.65000	2.12.66000
	€	160	203	243	285	405	623
Art. 128 Ganascia mobile **oscillante**. **Larghezza ridotta** (W2) - (W1) **Floating** movable jaw. **Narrow width** (W2) - (W1)	Cod.	2.12.81000	2.12.82000	2.12.83000	2.12.84000	2.12.85000	2.12.86000
	€	160	203	243	285	405	623









Art. 120

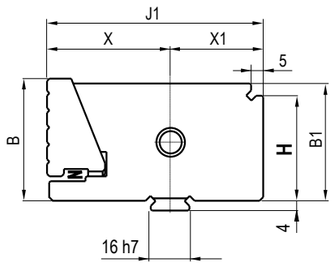

Art. 123

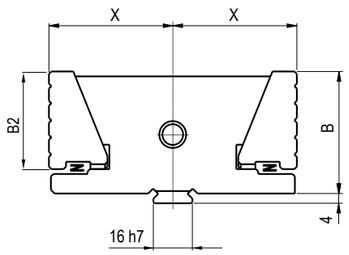

Art. 127

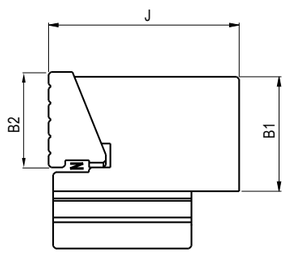

Tipo / Type	1	2	3	4	5	6
W = Jaw plate	100	125	150	175	200	300
W1 = Jaw body	75	95	125	145	170	195
W2 = Jaw plate	74	94	124	144	169	194
W3 = Jaw body	96	121	146	171	196	296
Y	21	28	41	51	61	71
Y - 1	20	27	40	50	60	70
B	30	40	50	60	65	80
B1	28	38	48	58	63	78
B2	24,5	32	40	43	53	63
* H	23	33	43	53	53	68
J	50	60	80	90	100	120
X	42,4	42,4	50,9	55,4	66,4	73,1
X1	35,5	35,5	38,5	41,5	47	47
J1	77,9	77,9	89,4	96,9	113,4	120,1

* DIMENSIONE DA ACCOPPIARE AD Art. 212 + 217 + 214 - DIMENSION TO BE MATCHED WITH Art. 212 + 217 + 214

RICAMBI PER GANASCE STANDARD / SPARES FOR STANDARD JAWS

Tipo (grandezza) morsa / Vise type (size)	1	2	3	4	5	6
€ cad / each	66	73	86	105	146	194

Per qualsiasi piastra ganascia speciale, raddoppiare il prezzo / For special taylor made jaw plate double the price

PIASTRE TEMPRATE **RIGATE O QUADRETTATE**
HARDENED **GROOVED OR SERRATED** JAW PLATES

Standard — A richiesta / On request **(EXTRA)**

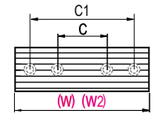

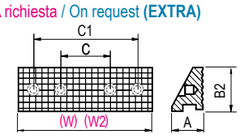

	1	2	3	4	5	6
W	100	125	150	175	200	300
W2	74	94	124	144	169	194
A	14	20	24	24	29	35
B2	24,5	32	40	43	53	63
C	20	32	50	50	76	90
C1	62	80	90	116	138	184
Cod. Art. 230	1.65.10000	1.65.20000	1.65.30000	1.65.40000	1.65.50000	1.65.60000
Cod. Art. 230S	4.23.0S100	4.23.0S200	4.23.0S300	4.23.0S400	4.23.0S500	4.23.0S600
Cod. Art. 231	1.65.11000	1.65.21000	1.65.31000	1.65.41000	1.65.51000	1.65.61000
Cod. Art. 231S	4.23.1S100	4.23.1S200	4.23.1S300	4.23.1S400	4.23.1S500	4.23.1S600

Art. 230 **Art. 230S**
Per ganascia fissa e mobile - Art. 120, 126, 127 - Larghezza normale (W)
For fixed and movable jaw - Art. 120, 126, 127 - Normal width (W)

Art. 231 **Art. 231S**
Per ganascia fissa e mobile - Art. 121, 128, 129 - Larghezza ridotta (W2)
For fixed and movable jaw - Art. 121, 128, 129 - Narrow width (W2)

Standard — A richiesta / On request **(EXTRA)**

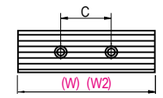

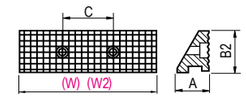

ATTENZIONE - ATTENTION:
IN FASE D'ORDINE VERIFICARE QUOTE **C - C1** - CHECK DIMENSIONS **C - C1** IN CASE OF ORDER

Cod. Art. 248	1.65.14000	1.65.24000	1.65.34000	1.65.44000	1.65.54000	1.65.64000
Cod. Art. 248S	4.24.8S100	4.24.8S200	4.24.8S300	4.24.8S400	4.24.8S500	4.24.8S600
Cod. Art. 249	1.65.15000	1.65.25000	1.65.35000	1.65.45000	1.65.55000	1.65.65000
Cod. Art. 249S	4.24.9S100	4.24.9S200	4.24.9S300	4.24.9S400	4.24.9S500	4.24.9S600

Art. 248 **Art. 248S**
Per ganascia fissa doppia Art. 123 - Larghezza normale (W)
For double fixed jaw Art. 123 - Normal width (W)

Art. 249 **Art. 249S**
Per ganascia fissa doppia Art. 124 - Larghezza ridotta (W2)
For double fixed jaw Art. 124 - Narrow width (W2)

PIASTRE **LISCE** TEMPRATE
HARDENED **SMOOTH** JAW PLATES

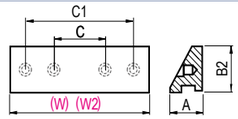

Cod. Art. 232	1.65.10100	1.65.20100	1.65.30100	1.65.40100	1.65.50100	1.65.60100
Cod. Art. 233	1.65.11100	1.65.21100	1.65.31100	1.65.41100	1.65.51100	1.65.61100
Cod. Art. 250	1.65.14100	1.65.24100	1.65.34100	1.65.44100	1.65.54100	1.65.64100
Cod. Art. 251	1.65.15100	1.65.25100	1.65.35100	1.65.45100	1.65.55100	1.65.65100

Art. 232
Per ganascia fissa e mobile - Art. 120, 127, 129 - Larghezza normale (W)
For fixed and movable jaw - Art. 120, 127, 129 - Normal width (W)

Art. 233
Per ganascia fissa e mobile - Art. 121, 128, 129 - Larghezza ridotta (W2)
For fixed and movable jaw - Art. 121, 128, 129 - Narrow width (W2)

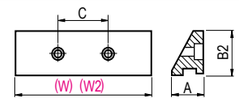

Art. 250
Per ganascia fissa doppia Art. 123 - Larghezza normale (W)
For double fixed jaw Art. 123 - Normal width (W)

Art. 251
Per ganascia fissa doppia Art. 124 - Larghezza ridotta (W2)
For double fixed jaw Art. 124 - Narrow width (W2)

PIASTRE IN ACCIAIO **LAVORABILE** (DOLCE)
MACHINEABLE STEEL JAW PLATES (SOFT)

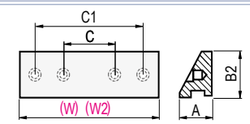

Cod. Art. 234	1.65.10200	1.65.20200	1.65.30200	1.65.40200	1.65.50200	1.65.60200
Cod. Art. 235	1.65.11200	1.65.21200	1.65.31200	1.65.41200	1.65.51200	1.65.61200
Cod. Art. 252	1.65.14200	1.65.24200	1.65.34200	1.65.44200	1.65.54200	1.65.64200
Cod. Art. 253	1.65.15200	1.65.25200	1.65.35200	1.65.45200	1.65.55200	1.65.65200

Art. 234
Per ganascia fissa e mobile - Art. 120, 127, 129 - Larghezza normale (W)
For fixed and movable jaw - Art. 120, 127, 129 - Normal width (W)

Art. 235
Per ganascia fissa e mobile - Art. 121, 128, 129 - Larghezza ridotta (W2)
For fixed and movable jaw - Art. 121, 128, 129 - Narrow width (W2)

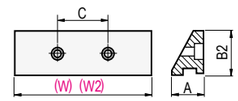

Art. 252
Per ganascia fissa doppia Art. 123 - Larghezza normale (W)
For double fixed jaw Art. 123 - Normal width (W)

Art. 253
Per ganascia fissa doppia Art. 124 - Larghezza ridotta (W2)
For double fixed jaw Art. 124 - Super narrow width (W2)

GANASCE CON PIASTRE PIANE / STRAIGHT PLATE JAWS

Tipo (grandezza) morsa / Vise type (size)	1	2	3	4	5	6
Art. 140 Cod.	2.14.01000	2.14.02000	2.14.03000	2.14.04000	2.14.05000	2.14.06000
€	160	203	243	285	405	623
Art. 141 Cod.	2.14.11000	2.14.12000	2.14.13000	2.14.14000	2.14.15000	2.14.16000
€	206	261	314	369	526	810
Art. 143 Cod.	2.14.31000	2.14.32000	2.14.33000	2.14.34000	2.14.35000	2.14.36000
€	215	297	359	422	623	932
Art. 144 Cod.	2.14.41000	2.14.42000	2.14.43000	2.14.44000	2.14.45000	2.14.46000
€	276	384	467	546	810	1.210
Art. 146 Cod.	2.14.61000	2.14.62000	2.14.63000	2.14.64000	2.14.65000	2.14.66000
€	160	203	243	285	405	623
Art. 147 Cod.	2.14.71000	2.14.72000	2.14.73000	2.14.74000	2.14.75000	2.14.76000
€	160	203	243	285	405	623
Art. 148 Cod.	2.14.81000	2.14.82000	2.14.83000	2.14.84000	2.14.85000	2.14.86000
€	160	203	243	285	405	623
Art. 149 Cod.	2.14.91000	2.14.92000	2.14.93000	2.14.94000	2.14.95000	2.14.96000
€	160	203	243	285	405	623

Art. 140
Ganascia fissa. **Larghezza normale** (W) - (W3)
Fixed jaw. **Normal width** (W) - (W3)

Art. 141
Ganascia fissa. **Larghezza ridotta rettificata** (W2) - (W1)
Fixed jaw. **Narrow width ground** (W2) - (W1)

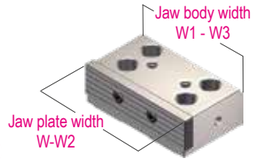

Art. 143
Ganascia fissa doppia. **Larghezza normale** (W) - (W3)
Double fixed jaw. **Normal width** (W) - (W3)

Art. 144
Ganascia fissa doppia. **Larghezza ridotta rettificata** (W2) - (W1)
Double fixed jaw. **Narrow width ground** (W2) - (W1)



Art. 146
Ganascia mobile monoblocco guidata. **Larghezza normale** (W) - (W3)
Guided movable solid jaw. **Normal width** (W) - (W3)

Art. 147
Ganascia mobile monoblocco guidata. **Larghezza ridotta** (W2) - (W1)
Guided movable solid jaw. **Narrow width** (W2) - (W1)



Art. 148
Ganascia mobile monoblocco oscillante. **Larghezza normale** (W) - (W3)
Floating movable solid jaw. **Normal width** (W) - (W3)

Art. 149
Ganascia mobile monoblocco oscillante.**Larghezza ridotta** (W2) - (W1)
Floating movable solid jaw. **Narrow width** (W2) - (W1)

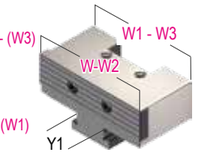

Art. 140

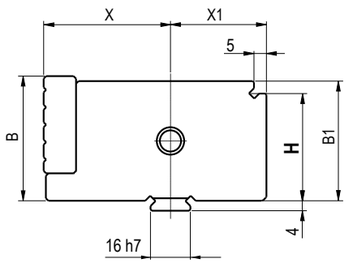

Art. 143

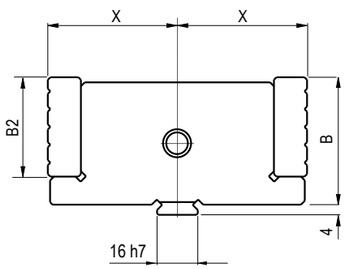

Art. 146

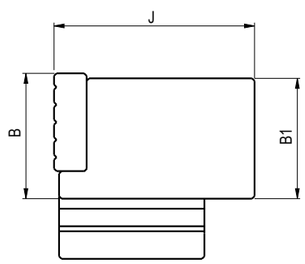

Tipo / Type	1	2	3	4	5	6
W = Jaw plate	100	125	150	175	200	300
W1 = Jaw body	75	95	125	145	170	195
W2 = Jaw plate	74	94	124	144	169	194
W3 = Jaw body	96	121	146	171	196	296
Y	21	28	41	51	61	71
Y1	20	27	40	50	60	70
B	30	40	50	60	65	80
B1	28	38	48	58	63	78
B2	24,5	32	40	43	48	63
* H	23	33	43	53	53	68
J	50	60	80	90	100	120
X	42,4	42,4	50,9	55,4	66,4	73,1
X1	35,5	35,5	38,5	41,5	47	47

* DIMENSIONE DA ACCOPPIARE AD Art. 212 + 217 + 214 - DIMENSION TO BE MATCHED WITH Art. 212 + 217 + 214

RICAMBI PER GANASCE CON PIASTRE PIANE / SPARES FOR STRAIGHT JAW PLATES

Tipo (grandezza) morsa / Vise type (size)	1	2	3	4	5	6
€ cad / each	66	73	86	105	146	194

Per qualsiasi piastra ganascia speciale, raddoppiare il prezzo / For special taylor made jaw plate double the price

PIASTRE PIANE TEMPRATE, **RIGATE O QUADRETTATE**
HARDENED **GROOVED OR SERRATED** STRAIGHT JAW PLATES

Dotazione normale delle ganasce e delle morse complete
Standard equipment on complete jaws and vises

Standard

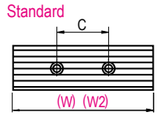

A richiesta
On request

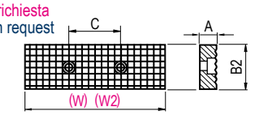

	1	2	3	4	5	6
W	100	125	150	175	200	300
W2	74	94	124	144	169	194
A	12	12	13	13	18	18
B2	24,5	32	40	43	48	56
C	25	32	50	50	76	90
Cod. Art. 242	1.65.16000	1.65.26000	1.65.36000	1.65.46000	1.65.56000	1.65.66000
Cod. Art. 242S	4.24.2S100	4.24.2S200	4.24.2S300	4.24.2S400	4.24.2S500	4.24.2S600
Cod. Art. 243	1.65.17000	1.65.27000	1.65.37000	1.65.47000	1.65.57000	1.65.67000
Cod. Art. 243S	4.24.3S100	4.24.3S200	4.24.3S300	4.24.3S400	4.24.3S500	4.24.3S600

Art. 242 **Art. 242S**
Per ganascia fissa e mobile - Art. 140, 143, 146 - Larghezza normale (W)
For fixed and movable jaw - Art. 140, 143, 146 - Normal width (W)

Art. 243 **Art. 243S**
Per ganascia fissa e mobile - Art. 141, 144, 147 - Larghezza ridotta (W2)
For fixed and movable jaw - Art. 141, 144, 147 - Narrow width (W2)

PIASTRE PIANE **LISCE** TEMPRATE
HARDENED **SMOOTH** STRAIGHT JAW PLATES

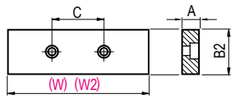

	1	2	3	4	5	6
Cod. Art. 244	4.24.41000	4.24.42000	4.24.43000	4.24.44000	4.24.45000	4.24.46000
Cod. Art. 245	4.24.51000	4.24.52000	4.24.53000	4.24.54000	4.24.55000	4.24.56000

Art. 244
Per ganascia fissa e mobile - Art. 140, 143, 146 - Larghezza normale (W)
For fixed and movable jaw - Art. 140, 143, 146 - Normal width (W)

Art. 245
Per ganascia fissa e mobile - Art. 141, 144, 147 - Larghezza ridotta (W2)
For fixed and movable jaw - Art. 141, 144, 147 - Narrow width (W2)

PIASTRE PIANE IN ACCIAIO **LAVORABILE (DOLCE)**
MACHINEABLE STEEL STRAIGHT JAW PLATES (SOFT HRC)

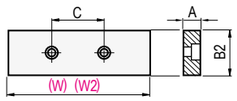

	1	2	3	4	5	6
Cod. Art. 246	1.65.16200	1.65.26200	1.65.36200	1.65.46200	1.65.56200	1.65.66200
Cod. Art. 247	1.65.17200	1.65.27200	1.65.37200	1.65.47200	1.65.57200	1.65.67200

Art. 246
Per ganascia fissa e mobile - Art. 140, 143, 146 - Larghezza normale (W)
For fixed and movable jaw - Art. 140, 143, 146 - Normal width (W)

Art. 247
Per ganascia fissa e mobile - Art. 141, 144, 147 - Larghezza ridotta (W2)
For fixed and movable jaw - Art. 141, 144, 147 - Narrow width (W2)

PIASTRE PIANE TEMPRATE GRIP
HARDENED STRAIGHT JAW PLATES GRIP

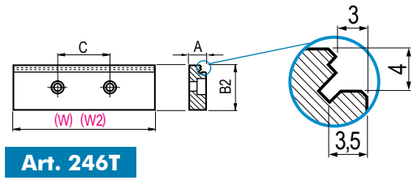

PIASTRE GANASCE "GRIP" JAW PLATES

MINOR SUPERFICIE DI CONTATTO + PRESSIONE DI SERRAGGIO
LESS SURFACE CONTACT + CLAMPING PRESSURE

	1	2	3	4	5	6
Cod. Art. 246T	4.24.6T100	4.24.6T200	4.24.6T300	4.24.6T400	4.24.6T500	4.24.6T600
Cod. Art. 247T	4.24.7T100	4.24.7T200	4.24.7T300	4.24.7T400	4.24.7T500	4.24.7T600

Art. 246T
Per ganascia fissa e mobile - Art. 140, 143, 146 - Larghezza normale (W)
For fixed and movable jaw - Art. 140, 143, 146 - Normal width (W)

Art. 247T
Per ganascia fissa e mobile - Art. 141, 144, 147 - Larghezza ridotta (W2)
For fixed and movable jaw - Art. 141, 144, 147 - Narrow width (W2)

GANASCE CON PIASTRE PIANE GRIP / STRAIGHT PLATE GRIP JAWS

Tipo (grandezza) morsa / Vise type (size)	1	2	3	4	5	6
Art. 140T Cod.	2.14.0T100	2.14.0T200	2.14.0T300	2.14.0T400	2.14.0T500	2.14.0T600
€	160	203	243	285	405	623
Art. 141T Cod.	2.14.1T100	2.14.1T200	2.14.1T300	2.14.1T400	2.14.1T500	2.14.1T600
€	206	261	314	369	526	810
Art. 143T Cod.	2.14.3T100	2.14.3T200	2.14.3T300	2.14.3T400	2.14.3T500	2.14.3T100
€	215	297	359	422	623	932
Art. 144T Cod.	2.14.4T100	2.14.4T200	2.14.4T300	2.14.4T400	2.14.4T500	2.14.4T600
€	276	384	467	546	810	1.210
Art. 146T Cod.	2.14.6T100	2.14.6T200	2.14.6T300	2.14.6T400	2.14.6T500	2.14.6T600
€	160	203	243	285	405	623
Art. 147T Cod.	2.14.7T100	2.14.7T200	2.14.7T300	2.14.7T400	2.14.7T500	2.14.7T600
€	160	203	243	285	405	623

Art. 140T
Ganascia fissa GRIP. **Larghezza normale** (W) - (W3)
Fixed GRIP jaw. **Normal width** (W) - (W3)

Art. 141T
Ganascia fissa GRIP.
Larghezza ridotta rettificata (W2) - (W1)
Fixed GRIP jaw. **Narrow width ground** (W2) - (W1)

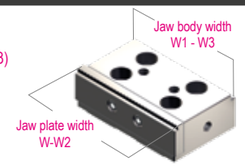

Art. 143T
Ganascia fissa doppia. **Larghezza normale** (W) - (W3)
Double fixed jaw. **Normal width** (W) - (W3)

Art. 144T
Ganascia fissa doppia. **Larghezza ridotta rettificata** (W2) - (W1)
Double fixed jaw. **Narrow width ground** (W2) - (W1)



Art. 146T
Ganascia mobile monoblocco guidata.
Larghezza normale (W) - (W3)
Guided movable solid jaw. **Normal width** (W) - (W3)

Art. 147T
Ganascia mobile monoblocco guidata. **Larghezza ridotta** (W2) - (W1)
Guided movable solid jaw. **Narrow width** (W2) - (W1)

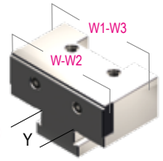

Art. 140T

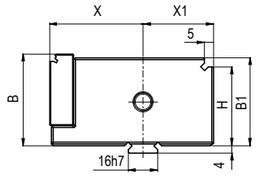

Art. 143T

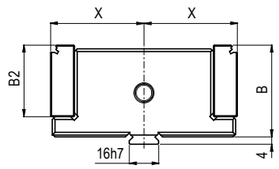

Art. 146T

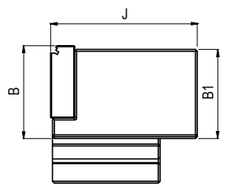

* DIMENSIONE DA ACCOPPIARE AD Art. 212 + 217 + 214 - DIMENSION TO BE MATCHED WITH Art. 212 + 217 + 214

Tipo / Type	1	2	3	4	5	6
W = Jaw plate	100	125	150	175	200	300
W1 = Jaw body	75	95	125	145	170	195
W2 = Jaw plate	74	94	124	144	169	194
W3 = Jaw body	96	121	146	171	196	296
Y	21	28	41	51	61	71
B	30	40	50	60	65	80
B1	28	38	48	58	63	78
B2	24,5	32	40	43	48	63
* H	23	33	43	53	53	68
J	50	60	80	90	100	120
X	42,4	42,4	50,9	55,4	66,4	73,1
X1	35,5	35,5	38,5	41,5	47	47

PIASTRE PIANE TEMPRATE GRIP
HARDENED STRAIGHT JAW PLATES GRIP

Fornibili a richiesta su ganasce e morse senza variazione di prezzo
Available on request for complete jaws and vises without price change

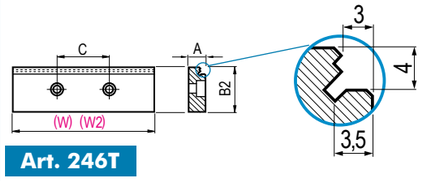

PIASTRE GANASCE "GRIP" JAW PLATES

MINOR SUPERFICIE DI CONTATTO + PRESSIONE DI SERRAGGIO
LESS SURFACE CONTACT + CLAMPING PRESSURE

Art. 246T
Per ganascia fissa e mobile - Art. 140, 143, 146 - Larghezza normale (W)
For fixed and movable jaw - Art. 140, 143, 146 - Normal width (W)

Cod. Art. 246T	4.24.6T100	4.24.6T200	4.24.6T300	4.24.6T400	4.24.6T500	4.24.6T600

Art. 247T
Per ganascia fissa e mobile - Art. 141, 144, 147 - Larghezza ridotta (W2)
For fixed and movable jaw - Art. 141, 144, 147 - Narrow width (W2)

Cod. Art. 247T	4.24.7T100	4.24.7T200	4.24.7T300	4.24.7T400	4.24.7T500	4.24.7T600

GANASCE CON PIASTRE CON INSERTI GRIP / STRAIGHT PLATE JAWS WITH GRIP INSERTS

Tipo (grandezza) morsa / Vise type (size)	1	2	3	4	5	6
Art. 140G Cod.	2.14.0G100	2.14.0G200	2.14.0G300	2.14.0G400	2.14.0G500	2.14.0G600
€	233	282	352	397	556	816
Art. 141G Cod.	2.14.1G100	2.14.1G200	2.14.1G300	2.14.1G400	2.14.1G500	2.14.1G600
€	279	339	389	480	644	972
Art. 143G Cod.	2.14.3G100	2.14.3G200	2.14.3G300	2.14.3G400	2.14.3G500	2.14.3G600
€	351	442	559	628	900	1.284
Art. 144G Cod.	2.14.4G100	2.14.4G200	2.14.4G300	2.14.4G400	2.14.4G500	2.14.4G600
€	411	531	608	751	1.032	1.508
Art. 146G Cod.	2.14.6G100	2.14.6G200	2.14.6G300	2.14.6G400	2.14.6G500	2.14.6G600
€	233	282	352	397	556	816
Art. 147G Cod.	2.14.7G100	2.14.7G200	2.14.7G300	2.14.7G400	2.14.7G500	2.14.7G600
€	233	282	318	397	524	785
Art. 148G Cod.	2.14.8G100	2.14.8G200	2.14.8G300	2.14.8G400	2.14.8G500	2.14.8G600
€	233	282	352	397	556	816
Art. 149G Cod.	2.14.9G100	2.14.9G200	2.14.9G300	2.14.9G400	2.14.9G500	2.14.9G600
€	233	282	318	397	524	785

Art. 140G
Ganascia fissa completa di parallela magnetica. **Larghezza normale** (W) - (W3)
Fixed jaw with magnetic parallel. **Normal width** (W) - (W3)

Art. 141G
Ganascia fissa completa di parallela magnetica. **Larghezza ridotta rettificata** (W2) - (W1)
Fixed jaw complete with magnetic parallel. **Narrow width ground** (W2) - (W1)



Art. 143G
Ganascia fissa doppia completa di parallela magnetica.
Larghezza normale (W) - (W3)
Double fixed jaw complete with magnetic parallel.
Normal width (W) - (W3)

Art. 144G
Ganascia fissa doppia completa di parallela magnetica.
Larghezza ridotta rettificata (W2) - (W1)
Double fixed jaw complete with magnetic parallel. **Narrow width ground** (W2) - (W1)



Art. 146G
Ganascia mobile monoblocco guidata completa di parallela magnetica. **Larghezza normale** (W)
Guided movable solid jaw. Complete with magnetic parallel. **Normal width** (W)

Art. 147G
Ganascia mobile monoblocco guidata completa di parallela magnetica. **Larghezza ridotta** (W2)
Guided movable solid jaw complete with magnetic parallel. **Narrow width** (W2)

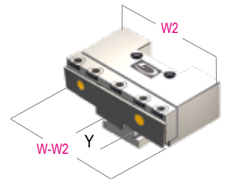

Art. 148G
Ganascia mobile monoblocco oscillante completa di parallela magnetica. **Larghezza normale** (W)
Floating movable solid jaw complete with magnetic parallel. **Normal width** (W)

Art. 149G
Ganascia mobile monoblocco oscillante completa di parallela magnetica. **Larghezza ridotta** (W2)
Floating movable solid jaw complete with magnetic parallel. **Narrow width** (W2)

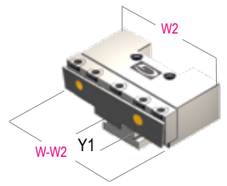

Art. 140G

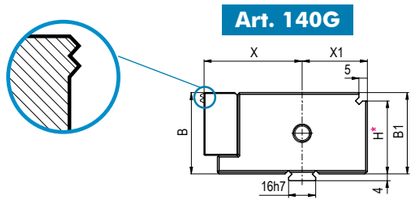

Art. 143G

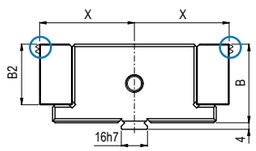

Art. 146G

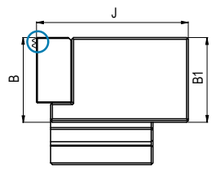

* DIMENSIONE DA ACCOPPIARE AD Art. 212 + 217 + 214 - DIMENSION TO BE MATCHED WITH Art. 212 + 217 + 214

Tipo / Type	1	2	3	4	5	6
W = Jaw plate	100	125	150	175	200	300
W1 = Jaw body	75	95	125	145	170	195
W2 = Jaw plate	74	94	124	144	169	194
W3 = Jaw body	96	121	146	171	196	296
Y	21	28	41	51	61	71
Y1	20	27	40	50	60	70
B	28	38	48	58	63	78
B1	28	38	48	58	63	78
B2	24,5	30	37	42	46	54
* H	23	33	43	53	53	68
J	58	68	87	97	102	122
X	50,4	50,4	57,9	62,4	68,4	75,1
X1	35,5	35,5	38,5	41,5	47	47

PIASTRE GANASCE CON INSERTI GRIP E PARALLELA MAGNETICA

Tipo (grandezza) morsa / Vise type (size)	1	2	3	4	5	6
Art. 242G Cod.	1.24.2G100	1.24.2G200	1.24.2G300	1.24.2G400	1.24.2G500	1.24.2G600
€	139	150	194	217	297	387
Art. 243G Cod.	1.24.3G100	1.24.3G200	1.24.3G300	1.24.3G400	1.24.3G500	1.24.3G600
€	139	150	161	217	264	356
Art. 248G Cod.	1.24.8G100	1.24.8G200	1.24.8G300	1.24.8G400	1.24.8G500	1.24.8G600
€	139	150	194	217	297	387
Art. 249G Cod.	1.24.9G100	1.24.9G200	1.24.9G300	1.24.9G400	1.24.9G500	1.24.9G600
€	139	150	161	217	264	356
Art. 246G Cod.	1.24.6G100	1.24.6G200	1.24.6G300	1.24.6G400	1.24.6G500	1.24.6G600
€	139	150	194	217	297	387
Art. 247G Cod.	1.24.7G100	1.24.7G200	1.24.7G300	1.24.7G400	1.24.7G500	1.24.7G600
€	139	150	194	217	297	387

Art. 242G
Piastra Ganascia con Inserti GRIP. **Larghezza normale** (W)
Jaw plate with GRIP insert. **Normal width** (W)

Art. 243G
Piastra Ganascia con Inserti GRIP. **Larghezza ridotta rettificata** (W1)
Jaw plate with GRIP insert. **Narrow width ground** (W1)

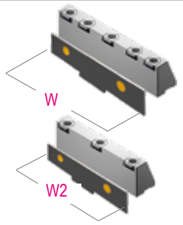

ATTENZIONE - ATTENTION:
Utilizzare solo con viti posteriori ben serrate - Using only with rear screws strong clamped

Art. 248G
Piastra Ganascia con Inserti GRIP
per ganascia fissa doppia. **Larghezza normale** (W)
Jaw plate with GRIP insert for double fixed jaw. **Normal width** (W)

Art. 249G
Piastra Ganascia con Inserti GRIP
per ganascia fissa doppia. **Larghezza ridotta rettificata** (W1)
Jaw plate with GRIP insert.
For double fixed jaw. Narrow width ground (W1)

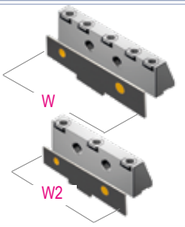

Art. 246G
Piastra **Piana** con Inserti GRIP. **Larghezza normale** (W)
Straight Plate with GRIP inserts. **Normal width** (W)

Art. 247G
Piastra **Piana** con Inserti GRIP. **Larghezza ridotta rettificata** (W1)
Straight Plate with GRIP inserts. **Narrow width ground** (W1)

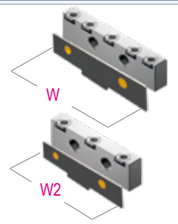

Art.242G

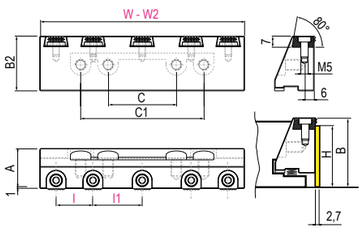

Art.246G

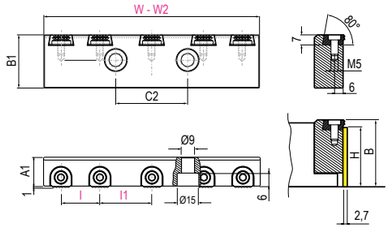

Art.248G

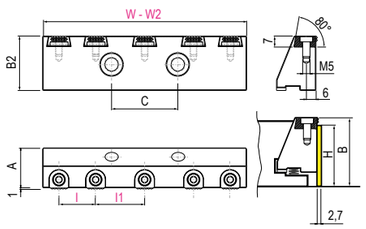

Dotazione Standard - Standard Equipment
1 pc. Art.313S (parallela magnetica SINGOLA) - 1 pc. Art.313S (SINGLE magnetic parallel)

Tipo / Type	1	2	3	4	5	6
W	100	125	150	175	200	300
W2	74	94	124	144	169	194
I	-	-	31,5	35	27	33
I1	35	45	31,5	35	27	33
C	20	32	50	50	76	90
C1	62	80	90	116	138	184
C2	25	32	50	50	76	90
B	30	40	50	60	65	80
B1	24,5	32	39	43	48	56
B2	24,5	32	40	43	53	63
A	25	27	29	32	34	43
A1	20	20	20	20	20	20
H	25	35	45	55	60	75

INSERT GRIP JAW PLATES WITH MAGNETIC PARALLEL

Art. 242G
Con parallela magnetica e Inserti GRIP
With magnetic parallel and GRIP inserts

Art. 248G Per ganascia fissa doppia / For double fixed jaw
Con parallela magnetica e Inserti GRIP
With magnetic parallel and GRIP inserts

Art. 246G Piastra Piana / Straight Plate
Piana con parallela magnetica e Inserti GRIP
Straight with magnetic parallel and GRIP inserts

Art. 243G
Larghezza ridotta
Narrow width

Art. 249G
Larghezza ridotta
Narrow width

Art. 247G
Larghezza ridotta
Narrow width

Inserti Grip - Grip Inserts

Art. 220 G01
Per materiali di durezza normale
For standard workpieces hardness clamping

Cod.	4.22.01000 / G01
€	19

Art. 220 G02
Per materiali di notevole durezza.
For hardened workpieces clamping

Cod.	4.22.01000 / G02
€	19

Art. 220 G11
Per materiali teneri
For soft material clamping

Cod.	4.22.01000 / G11
€	19

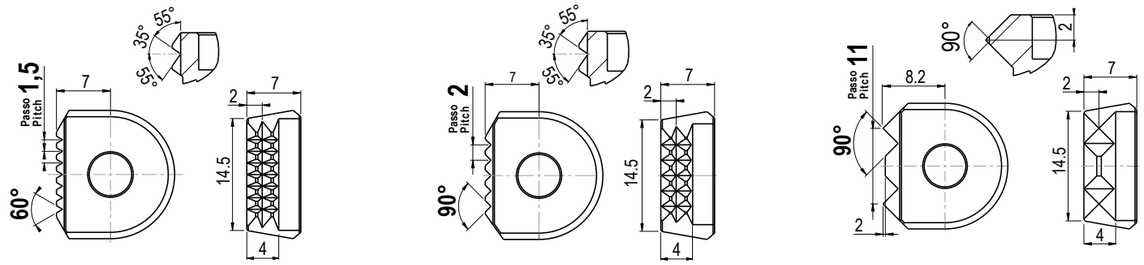

Tipo / Type	1	2	3	4	5	6
Art.242G - Art.248G - Art.246G	3 pcs each jaw plate	3 pcs each jaw plate	5 pcs each jaw plate	5 pcs each jaw plate	7 pcs each jaw plate	9 pcs each jaw plate
Art.243G - Art.249G - Art.247G	3 pcs each jaw plate	3 pcs each jaw plate	5 pcs each jaw plate	5 pcs each jaw plate	7 pcs each jaw plate	7 pcs each jaw plate
Viti a testa bassa M5 x 10mm Low head screws M5 x 10mm	3 pcs each	3 pcs each	5 pcs each	5 pcs each	7 pcs each	7 / 9 pcs each

Tipo (grandezza) morsa / Vise type (size)	1	2	3	4	5	6

Art.220F

Utensile fresa per realizzare sedi per inserti grip su piastre ganasce dolci
Milling tool for machining the insert grip seat on machineable jaw plates

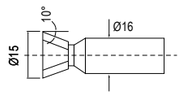

Ø	15
Cod.	4.22.0F1510
€	319

PIASTRE GANASCE A GRADINO INTEGRALE CON INSERTI GRIP

Tipo (grandezza) morsa / Vise type (size)	1	2	3	4	5	6

Art. 242K

Piastra Ganascia a gradino con Inserti GRIP.
Larghezza normale (W)
Step jaw plate with GRIP insert. **Normal width** (W)



Cod.	1.24.2K100	1.24.2K200	1.24.2K300	1.24.2K400	1.24.2K500	1.24.2K600
€	139	150	194	217	297	387

ATTENZIONE - ATTENTION:
Utilizzare solo con viti posteriori ben serrate - Using only with rear screws strong clamped

Art. 243K

Piastra Ganascia a gradino con Inserti GRIP.
Larghezza ridotta rettificata (W1)
Step jaw plate with GRIP insert. **Narrow width ground** (W1)



Cod.	1.24.3K100	1.24.3K200	1.24.3K300	1.24.3K400	1.24.3K500	1.24.3K600
€	139	150	161	217	264	356

Art. 248K

Piastra Ganascia a gradino con Inserti GRIP
per ganascia fissa doppia. Larghezza normale (W)
Jaw plate with GRIP insert for double fixed jaw. **Normal width** (W)

Cod.	1.24.8K100	1.24.8K200	1.24.8K300	1.24.8K400	1.24.8K500	1.24.8K600
€	139	150	194	217	297	387

Art. 249K

Piastra Ganascia a gradino con Inserti GRIP
per ganascia fissa doppia. Larghezza ridotta rettificata (W1)
Step jaw plate with GRIP insert.
For double fixed jaw. Narrow width ground (W1)

Cod.	1.24.9K100	1.24.9K200	1.24.9K300	1.24.9K400	1.24.9K500	1.24.9K600
€	139	150	161	217	264	356

Art. 246K

Piastra **Piana** con Inserti GRIP. **Larghezza normale** (W)
Straight Plate with GRIP inserts. **Normal width** (W)



Cod.	1.24.6K100	1.24.6K200	1.24.6K300	1.24.6K400	1.24.6K500	1.24.6K600
€	139	150	194	217	297	387

Art. 247K

Piastra **Piana** con Inserti GRIP. **Larghezza ridotta rettificata** (W1)
Straight Plate with GRIP inserts. **Narrow width ground** (W1)



Cod.	1.24.7K100	1.24.7K200	1.24.7K300	1.24.7K400	1.24.7K500	1.24.7K600
€	139	150	194	217	297	387

Art.242K

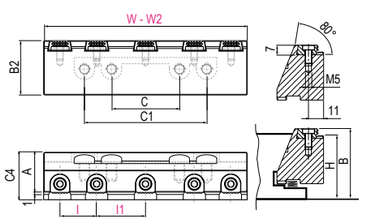

Art.247K

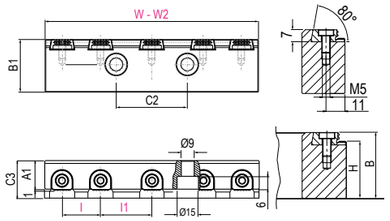

Art.248K

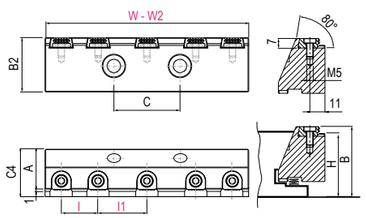

Tipo / Type	1	2	3	4	5	6
W	100	125	150	175	200	300
W2	74	94	124	144	169	194
I	-	-	31,5	35	27	33
I1	35	45	31,5	35	27	33
C	20	32	50	50	76	90
C1	62	80	90	116	138	184
C2	25	32	50	50	76	90
C3	25	25	25	25	25	25
C4	30	32	34	37	39	48
B	30	40	50	60	65	80
B1	24,5	32	39	43	48	56
B2	24,5	32	40	43	53	63
A	25	27	29	32	34	43
A1	20	20	20	20	20	20
H	25	35	45	55	60	75

INTEGRAL INSERT GRIP STEP JAW PLATES

Art. 242K

A gradino con Inserti GRIP
With step and GRIP inserts

Art. 248K

Per ganascia fissa doppia
For double fixed jaw

A gradino con Inserti GRIP
With step and GRIP inserts

Art. 246K

Piastra Piana
Straight Plate

A gradino con Inserti GRIP
With step and GRIP inserts

Art. 243K

Larghezza ridotta
Narrow width

Art. 249K

Larghezza ridotta
Narrow width

Art. 247K

Larghezza ridotta
Narrow width

Inserti Grip - Grip Inserts

Art. 220 G01

Per materiali di durezza normale
For standard workpieces hardness clamping

Cod.	4.22.01000 / G01
€	19

Art. 220 G02

Per materiali di notevole durezza.
For hardened workpieces clamping

Cod.	4.22.01000 / G02
€	19

Art. 220 G11

Per materiali teneri
For soft material clamping

Cod.	4.22.01000 / G11
€	19

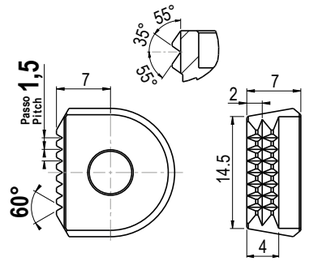

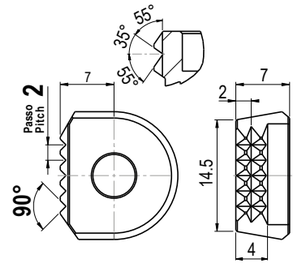

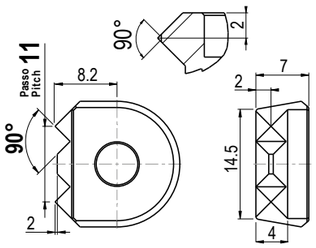

Tipo / Type	1	2	3	4	5	6
Art.242K - Art.248K - Art.246K	3 pcs each jaw plate	3 pcs each jaw plate	5 pcs each jaw plate	5 pcs each jaw plate	7 pcs each jaw plate	9 pcs each jaw plate
Art.243K - Art.249K - Art.247K	3 pcs each jaw plate	3 pcs each jaw plate	5 pcs each jaw plate	5 pcs each jaw plate	7 pcs each jaw plate	7 pcs each jaw plate
Viti a testa bassa M5 x 10mm Low head screws M5 x 10mm	3 pcs each	3 pcs each	5 pcs each	5 pcs each	7 pcs each	7 / 9 pcs each

Tipo (grandezza) morsa / Vise type (size)	1	2	3	4	5	6

Art.220F

Utensile fresa per realizzare sedi per inserti grip su piastre ganasce dolci
Milling tool for machining the insert grip seat on machineable jaw plates

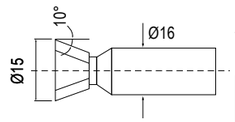

Ø	15
Cod.	4.22.0F1510
€	319

GANASCE LAVORABILI MONOBLOCCO / SOLID MACHINEABLE JAWS

Tipo (grandezza) morsa / Vise type (size)		1	2	3	4	5	6
Art. 160 Ganascia fissa. Larghezza normale (W3) Fixed jaw. Normal width (W3)	Cod.	2.16.01000	2.16.02000	2.16.03000	2.16.04000	2.16.05000	2.16.06000
	€	160	203	243	285	405	623
Art. 161 Ganascia fissa. Larghezza ridotta rettificata (W1) Fixed jaw. Narrow width griund (W1)	Cod.	2.16.11000	2.16.12000	2.16.13000	2.16.14000	2.16.15000	2.16.16000
	€	206	261	314	369	526	810
Art. 163 Ganascia fissa doppia. Larghezza normale (W3) Double fixed jaw. Normal width (W3)	Cod.	2.16.31000	2.16.32000	2.16.33000	2.16.34000	2.16.35000	2.16.36000
	€	215	297	359	422	623	932
Art. 164 Ganascia fissa doppia. Larghezza ridotta rettificata (W1) Double fixed jaw. Narrow width ground (W1)	Cod.	2.16.41000	2.16.42000	2.16.43000	2.16.44000	2.16.45000	2.16.46000
	€	276	384	467	546	810	1.210
Art. 166 Ganascia mobile monoblocco guidata. Larghezza normale (W3) Guided movable solid jaw. Normal width (W3)	Cod.	2.16.61000	2.16.62000	2.16.63000	2.16.64000	2.16.65000	2.16.66000
	€	160	203	243	285	405	623
Art. 167 Ganascia mobile monoblocco guidata. Larghezza ridotta (W2) Guided movable solid jaw. Narrow width (W2)	Cod.	2.16.71000	2.16.72000	2.16.73000	2.16.74000	2.16.75000	2.16.76000
	€	160	203	243	285	405	623
Art. 168 Ganascia mobile monoblocco oscillante. Larghezza normale (W3) Floating movable solid jaw. Normal width (W3)	Cod.	2.16.81000	2.16.82000	2.16.83000	2.16.84000	2.16.85000	2.16.86000
	€	160	203	243	285	405	623
Art. 169 Ganascia mobile monoblocco oscillante. Larghezza ridotta (W2) Floating movable solid jaw. Narrow width (W2)	Cod.	2.16.91000	2.16.92000	2.16.93000	2.16.94000	2.16.95000	2.16.96000
	€	160	203	243	285	405	623

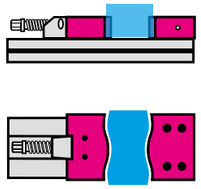








Durezza / Hardness HB= 290

Art. 160

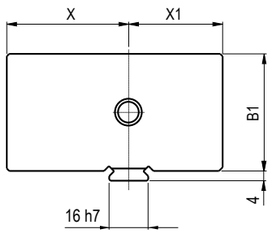

Art. 163

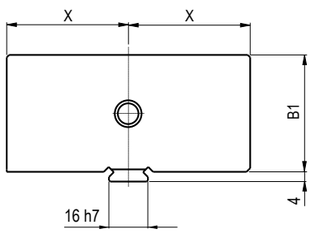

Art. 166

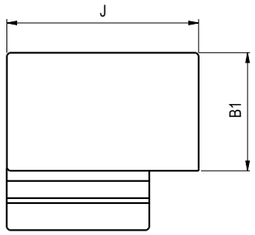

Art.	1	2	3	4	5	6
W3	96	121	146	171	196	296
W1	75	95	125	145	170	195
W2	74	94	124	144	169	194
B1	28	38	48	58	63	78
Y	21	28	41	51	61	71
Y-1	20	27	40	50	60	70
J	50	60	80	90	100	120
X	42,4	42,4	50,9	55,4	66,4	73,1
X1	35,5	35,5	36,5	41,5	47	47

GANASCE MONOBLOCCO TEMPRATE CON GRADINO / SOLID JAWS WITH STEP, CASE HARDENED

Tipo (grandezza) morsa / Vise type (size)		1	2	3	4	5	6
Art. 200 Ganascia fissa. Larghezza normale (W3) Fixed jaw. Normal width (W3)	Cod.	2.20.01000	2.20.02000	2.20.03000	2.20.04000	2.20.05000	2.20.06000
	€	160	203	243	285	405	623
Art. 201 Ganascia fissa. Larghezza ridotta rettificata (W1) Fixed jaw. Narrow width ground (W1)	Cod.	2.20.11000	2.20.12000	2.20.13000	2.20.14000	2.20.15000	2.20.16000
	€	206	261	314	369	526	810
Art. 203 Ganascia fissa doppia. Larghezza normale (W3) Double fixed jaw. Normal width (W3)	Cod.	2.20.31000	2.20.32000	2.20.33000	2.20.34000	2.20.35000	2.20.36000
	€	215	297	359	422	623	932
Art. 204 Ganascia fissa doppia. Larghezza ridotta rettificata (W1) Double fixed jaw. Narrow width ground (W1)	Cod.	2.20.41000	2.20.42000	2.20.43000	2.20.44000	2.20.45000	2.20.46000
	€	276	384	467	546	810	1.210
Art. 208 Ganascia mobile monoblocco guidata. Larghezza normale (W3) Guided movable solid jaw. Normal width (W3)	Cod.	2.20.81000	2.20.82000	2.20.83000	2.20.84000	2.20.85000	2.20.86000
	€	160	203	243	285	405	623
Art. 209 Ganascia mobile monoblocco guidata. Larghezza ridotta (W2) Guided movable solid jaw. Narrow width (W2)	Cod.	2.20.91000	2.20.92000	2.20.93000	2.20.94000	2.20.95000	2.20.96000
	€	160	203	243	285	405	623
Art. 206 Ganascia mobile monoblocco oscillante. Larghezza normale (W3) Floating movable solid jaw. Normal width (W3)	Cod.	2.20.61000	2.20.62000	2.20.63000	2.20.64000	2.20.65000	2.20.66000
	€	160	203	243	285	405	623
Art. 207 Ganascia mobile monoblocco oscillante. Larghezza ridotta (W2) Floating movable solid jaw. Narrow width (W2)	Cod.	2.20.71000	2.20.72000	2.20.73000	2.20.74000	2.20.75000	2.20.76000
	€	160	203	243	285	405	623

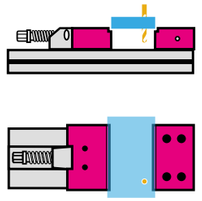

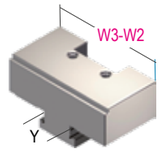

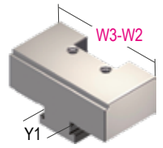

Durezza / Hardness HRC= 60

Art. 200

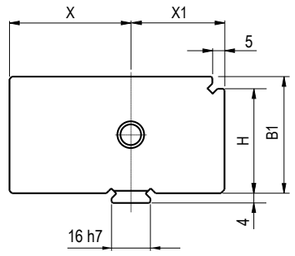

Art. 203

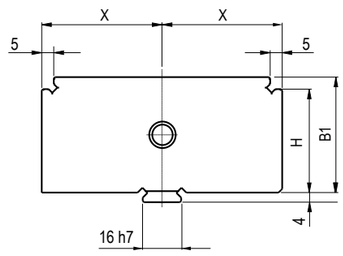

Art. 208

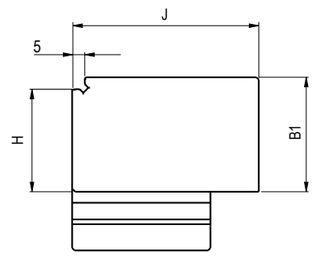

Art.	1	2	3	4	5	6
W3	96	121	146	171	196	296
W1	75	95	125	145	170	195
W2	74	94	124	144	169	194
Y	21	28	41	51	61	71
Y-1	20	27	40	50	60	70
B1	28	38	48	58	63	78
* H	23	33	43	53	53	68
J	50	60	80	90	100	120
X	42,4	42,4	50,9	55,4	66,4	73,1
X1	35,5	35,5	38,5	41,5	47	47

* DIMENSIONE DA ACCOPPIARE AD Art. 212 + 217 + 214 - DIMENSION TO BE MATCHED WITH Art. 212 + 217 + 214

Piastra ganascia StdFLEX a cambio rapido / StdFLEX quick change jaw plates

Tipo (grandezza) morsa / Vise type (size)		1	2	3	4	5	6
Art. 120A Ganascia fissa / Fixed jaw	Cod.	4.12.0A100	4.12.0A200	4.12.0A300	4.12.0A400	4.12.0A500	4.12.0A600
	€	206	262	314	369	529	811
Art. 123A Ganascia fissa doppia / Double fixed jaw	Cod.	4.12.3A100	4.12.3A200	4.12.3A300	4.12.3A400	4.12.3A500	4.12.3A600
	€	278	384	467	546	811	1.212
Art. 126A Ganascia mobile oscillante / Floating movable jaw	Cod.	4.12.6A100	4.12.6A200	4.12.6A300	4.12.6A400	4.12.6A500	4.12.6A600
	€	206	262	314	369	529	811
Art. 127A Ganascia mobile guidata / Guided movable jaw	Cod.	4.12.7A100	4.12.7A200	4.12.7A300	4.12.7A400	4.12.7A500	4.12.7A600
	€	206	262	314	369	529	811



Art. 120A

Durezza / Hardnes HRC= 60

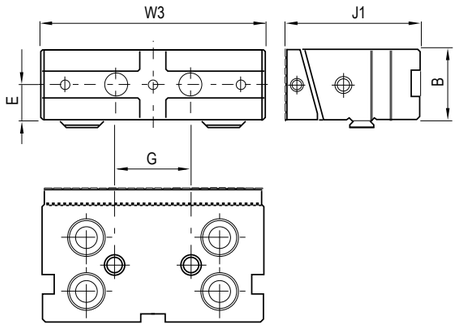

Ganasce **StandardFLEX** con piastre intercambiabili manualmente (Sistema a pettine)

StandardFLEX jaws with interchangeable jaw plates by hand (Comb system)



Art. 127A

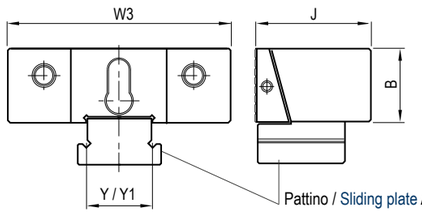

La ganascia mobile guidata, Art. 127A, può essere tramutata in ganascia mobile oscilante, sostituendo il pattino, Art. 306B, con il pattino Art. 306C (vedi pag. 4.30)

The guided movable jaw, Art. 127A, ould be transformed in a floating movable jaw by simply exchanging the sliding plate, Art. 306B, with sliding plate Art. 306C (see page 4.30)

mm	1	2	3	4	5	6
W3	96	121	146	171	196	296
W4	95	120	145	170	195	295
B	28	38	48	58	63	78
E	14	19	25	27	30	47
G	-	-	50	50	50	50
J	50	60	80	90	100	120
J1	77,9	77,9	89,4	96,9	113,4	120,4
Y	21	28	41	51	61	71
Y1	20	27	40	50	60	70

Piastre ganascia StdFLEX a cambio rapido / StdFLEX quick change jaw plates

Piastre ganasce rapide singole. Ricambi per ganasce rapide a pettine
Single quick change jaw plates. Spares for quick change comb jaw

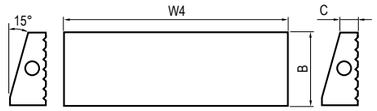

Tipo (grandezza) morsa / Vise type (size)		1	2	3	4	5	6
	W4	95	120	145	170	195	295
	B	28	38	48	58	63	78
	C	9	9	11	11	14	14
Art. 230B Piastra ganascia intercambiabile **dolce** a pettine / **Soft** comb interchangeable jaw plate	Cod.	4.23.0B101	4.23.0B201	4.23.0B301	4.23.0B401	4.23.0B501	4.23.0B601
	€	79	86	101	129	180	236
Art. 230C Piastra ganascia intercambiabile **liscia** a pettine / **Smooth** comb interchangeable jaw plate	Cod.	4.23.0C101	4.23.0C201	4.23.0C301	4.23.0C401	4.23.0C501	4.23.0C601
	€	95	105	128	158	223	296
Art. 230D Piastra ganascia intercambiabile **zigrinata** a pettine / **Serrated** comb interchangeable jaw plate	Cod.	4.23.0D101	4.23.0D201	4.23.0D301	4.23.0D401	4.23.0D501	4.23.0D601
	€	95	105	128	158	223	296
Art. 230SLD Piastra ganascia scaricata a pettine / Discharged comb jaw plate	Per il serraggio di particolari di piccole dimensioni utilizzare sempre ganasce scaricate / To clamp small workpieces use discharged jaws						
	A	28	38	48	58	63	95
	B	12	12	12	12	12	12
	C	14	18	32	42	47	79
	H	8	8	8	8	8	8
	Cod.	4.23.0SLD101	4.23.0SLD201	4.23.0SLD301	4.23.0SLD401	4.23.0SLD501	4.23.0SLD601
Art. 230SLE Piastra ganascia con gradino scaricata a pettine / Discharged step comb jaw plate	Cod.	4.23.0SLE101	4.23.0SLE201	4.23.0SLE301	4.23.0SLE401	4.23.0SLE501	4.23.0SLE601
	€	95	105	128	158	223	296
Art. 230K Piastra ganascia intercambiabile a gradino a pettine con inserti GRIP / Comb interchangeable step jaw plate with GRIP inserts	C	14	18	32	42	47	79
	H	24	34	44	54	59	74
	H1	4	4	4	4	4	4
	Cod.	4.23.0K100	4.23.0K200	4.23.0K300	4.23.0K400	4.23.0K500	4.23.0K600
	€	149	171	217	251	319	422
Art. 230F Piastra ganascia intercambiabile **prismatica** a pettine / **Prismatic** comb interchangeable jaw plate	Ø min / max	A	6 / 16	9 / 24	13 / 38	15 / 40	15 / 42	15 / 42
	Ø min / max	B	4 / 10	7 / 18	9 / 24	9 / 24	9 / 24	9 / 24
	Cod.	4.23.0F101	4.23.0F201	4.23.0F301	4.23.0F401	4.23.0F501	4.23.0F601
	€	127	136	162	205	289	382
Art. 230G Piastra ganascia intercambiabile a pettine con arresto a **90°** / **90°** interchangeable comb jaw plate	Solo 1 per morsa !! Just 1 pc each vise !!						
	Cod.	4.23.0G101	4.23.0G201	4.23.0G301	4.23.0G401	4.23.0G501	4.23.0G601
	€	95	105	128	158	223	296
Art. 230H Piastra ganascia intercambiabile **bombata** a pettine / **Round** comb interchangeable jaw plate	Solo 1 per morsa !! Just 1 pc each vise !!						
	Cod.	4.23.0H101	4.23.0H201	4.23.0H301	4.23.0H401	4.23.0H501	4.23.0H601
	€	95	105	128	158	223	296
Art. 230M Piastra ganascia intercambiabile a pettine per **angolo di 30° o 45°** / **30° or 45° angle** interchangeable comb jaw plate	Solo 1 per morsa !! Just 1 pc each vise !!						
	Cod.	4.23.0M101	4.23.0M201	4.23.0M301	4.23.0M401	4.23.0M501	4.23.0M601
	€	127	136	162	205	289	382
Art. 230L Piastra ganascia intercambiabile a pettine con inserti GRIP frontali / **GRIP frontal inserts** interchangeable comb jaw plate	Cod.	4.23.0L101	4.23.0L201	4.23.0L301	4.23.0L401	4.23.0L501	4.23.0L601
	€	149	170	217	251	319	422

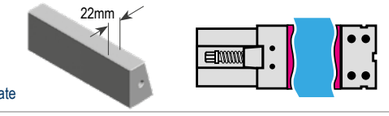

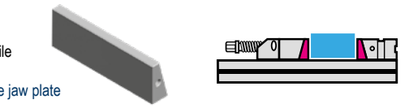

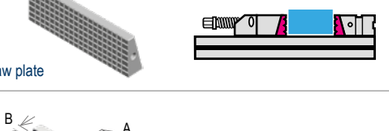

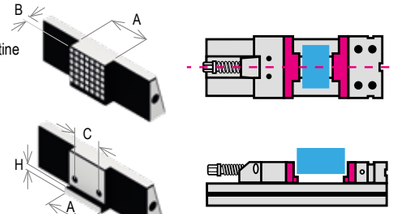

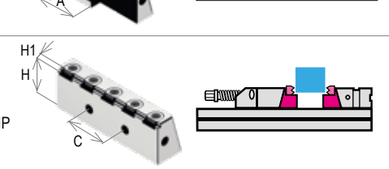

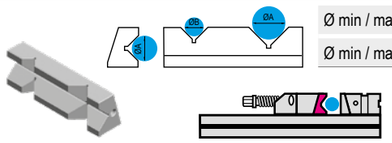

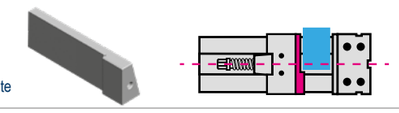

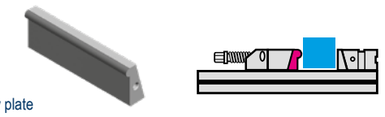

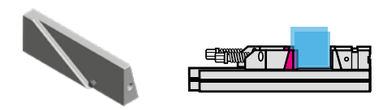

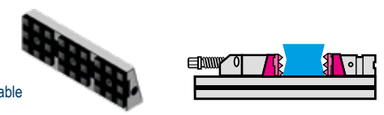

GANASCE StdFLEX A CAMBIO RAPIDO / StdFLEX QUICK CHANGE JAWS

Art. 230E

Piastra ganascia intercambiabile
a gradino a pettine
Step comb interchangeable jaw plate

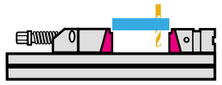

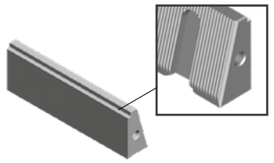

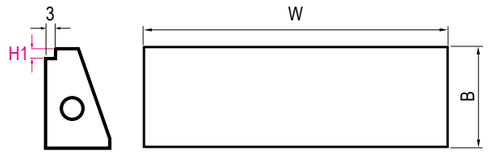

Tipo (grandezza) morsa / Vise type (size)	1	2	3	4	5	6
W	95	120	145	170	195	295
B	28	38	48	58	63	78
H1	3	3	3	3	3	3
	5	5	5	5	5	5
	8	8	8	8	10	10
	13	13	13	13	13	13
	-	18	18	18	18	18
	-	23	23	23	23	23
	-	-	28	28	28	28

SPECIFICARE SEMPRE QUOTA "H1" - ALWAYS SPECIFY **"H1"** DIMENSION

Cod.	4.23.0E101	4.23.0E201	4.23.0E301	4.23.0E401	4.23.0E501	4.23.0E601
€	95	105	128	158	223	296

SET RISPARMIO FINO AL 41% - SAVING WITH THE SET UP TO 41%

*Aggiungendo solo **2€** al set di piastre ganascia hai in regalo il portapiastre Art.320X ! - Rack Art.320X supplied with the SET with 2€ only

Acquistando i seguenti set di piastre ganasce If you purchase this number of jaw plate sets	*Set	8 Pezzi - Pieces	12 Pezzi - Pieces	14 Pezzi - Pieces	14 Pezzi - Pieces	14 Pezzi - Pieces	14 Pezzi - Pieces
	€	456	744	1.050	1.316	1.862	2.464
Prezzo Cad. se acquistate con set Price each in case of set purchase	€	57	62	75	94	133	176

Art. 320

Portapiastre
Rack

Cod.	4.32.01000	4.32.02000	4.32.03000	4.32.04000	4.32.05000	4.32.06000
€	79	92	105	121	139	165

Art. 605G1 Vite a gradino / Step screw

Cod.	6.60.5G101
€	9

Art. 605G2 Perno a molla / Spring pin

Cod.	6.60.5G201	6.60.5G202
€	9	11

Art. 605G3 Molla / Spring

Cod.	6.60.5G301
€	16

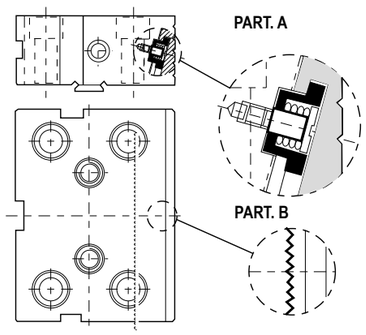

Rapida sostituzione delle piastre ganasce discendenti senza bisogno di alcun utensile

Il nuovo sistema con piastre ganasce intercambiabili, conferisce alla morsa STD un ulteriore aumento di versatilità dato dalla rapidità di sostituzione delle piastre ganasce e dalla precisione di riposizionamento.
La rapidità di sostituzione delle piastre ganasce è resa possibile dal nuovo sistema con perno a molla (PART. A), mentre le righe prismatiche (PART. B) effettuate con mola sagomata sui piani d'appoggio rendono possibile un riposizionamento di elevata precisione.

Quick hand change of downward jaw plates - no tools needed

The new system with quick interchangeable jaw plates increases the STD vise versatility, and allows the quick jaw allows plates replacement and their high precision repositioning.The speed of the jaw replacement is allowed by the new design of pin with spring (PART. A), while the prismatic grooves (PART. B), made with shaped grind wheel on the surface plates, allow a perfect repositioning.The wide range of interchangeable jaw plates can satisfy the most varied workholding needs.

GANASCE MOBILI INTERMEDIE / INTERMEDIATE MOVABLE JAWS

Art. 212

Ganascia mobile intermedia con doppio gradino.
Larghezza normale (W3)

Internediate movable jaw with double step.
Normal width (W3)

Art. 213

Ganascia mobile intermedia con doppio gradino.
Larghezza ridotta (W2)

Internediate movable jaw with double step.
Narrow width (W2)



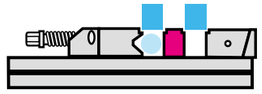

Tipo (grandezza) morsa / Vise type (size)	1	2	3	4	5	6
Cod.	1.21.21000	1.21.22000	1.21.23000	1.21.24000	1.21.25000	1.21.26000
€	105	128	165	208	250	346
Cod.	1.21.31000	1.21.32000	1.21.33000	1.21.34000	1.21.35000	1.21.36000
€	105	128	165	208	250	346

Art. 214

Ganascia mobile intermedia prismatica.
Larghezza normale (W3)

Prismatic intermediate movable jaw.
Normal width (W3)

Art. 215

Ganascia mobile intermedia.
Larghezza ridotta (W2)

Internediate movable jaw.
Narrow width (W2)



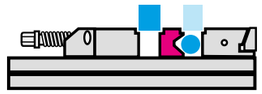

Cod.	1.21.41000	1.21.42000	1.21.43000	1.21.44000	1.21.45000	1.21.46000
€	164	165	208	262	346	589
Cod.	1.21.51000	1.21.52000	1.21.53000	1.21.54000	1.21.55000	1.21.56000
€	164	165	208	262	346	589

Art. 224

Ganascia mobile intermedia.
Larghezza normale (W3)

Internediate movable jaw.
Normal width (W3)

Art. 225

Ganascia mobile intermedia.
Larghezza ridotta (W2)

Internediate movable jaw.
Narrow width (W2)



Cod.	1.22.41000	1.22.42000	1.22.43000	1.22.44000	1.22.45000	1.22.46000
€	121	139	181	228	276	385
Cod.	1.22.51000	1.22.52000	1.22.53000	1.22.54000	1.22.55000	1.22.56000
€	121	139	181	228	276	385

Art. 212

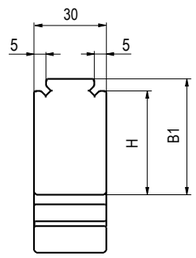

Art. 214

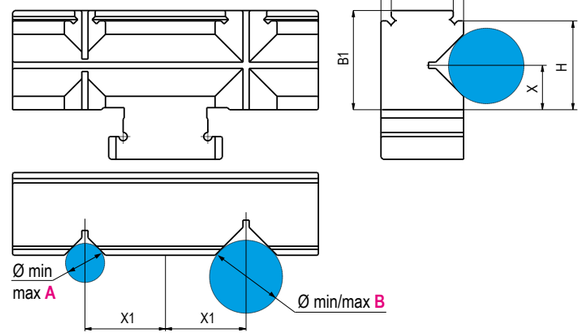

Art. 224

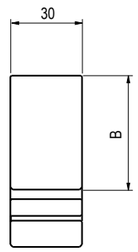

Art.	1	2	3	4	5	6
W3	96	121	146	171	196	296
W2	74	94	124	144	169	194
B	30	40	50	60	65	80
B1	28	38	48	58	63	78
H	23	33	43	53	53	68
J	30	30	40	40	45	50
X	11,5	16,5	21,5	26,5	26,5	34
X1	25	33	39	50	55	70
Ø min/max A	4 - 10	7 - 18	9 - 24	9 - 24	9 - 24	10 - 28
Ø min/max B	6 - 16	9 - 24	13 - 38	15 - 40	15 - 42	18 - 46

GANASCE MOBILI PRISMATICHE / PRISMATIC MOVABLE JAWS

Tipo (grandezza) morsa / Vise type (size)

Art. 217

Ganascia mobile guidata prismatica.
Larghezza normale (W3)
Prismatic guided movable jaw.
Normal width (W3)

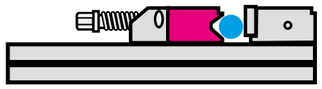

Cod.	2.21.71000	2.21.72000	2.21.73000	2.21.74000	2.21.75000	2.21.76000
€	164	137	194	262	346	589

Art. 218

Ganascia mobile guidata prismatica.
Larghezza ridotta (W2)
Prismatic guided movable jaw.
Narrow width (W2)

Cod.	2.21.81000	2.21.82000	2.21.83000	2.21.84000	2.21.85000	2.21.86000
€	164	137	194	262	346	589

Art. 152

Inserto prismatico.
Larghezza ridotta (W2)
Prismatic insert. Narrow width (W2)

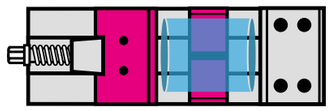

Cod.	4.15.21000	4.15.22000	4.15.23000	4.15.24000	4.15.25000	4.15.26000
€	257	322	389	454	562	838

Ganasce per PARTICOLARI TONDI / Jaws for ROUND WORKPIECE

Art. 210

Ganascia mobile oscillante.
Larghezza normale (W3)
Floating movable jaw. Normal width (W3)

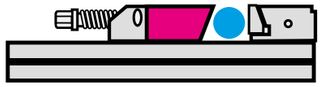

Cod.	2.21.01000	2.21.02000	2.21.03000	2.21.0 4000	2.21.05000	2.21.06000
€	160	203	243	285	405	623

Art. 211

Ganascia mobile oscillante.
Larghezza ridotta (W2)
Floating movable jaw. Narrow width (W2)

Cod.	2.21.11000	2.21.12000	2.21.13000	2.21.14000	2.21.15000	2.21.16000
€	160	203	243	285	405	623

Art. 217

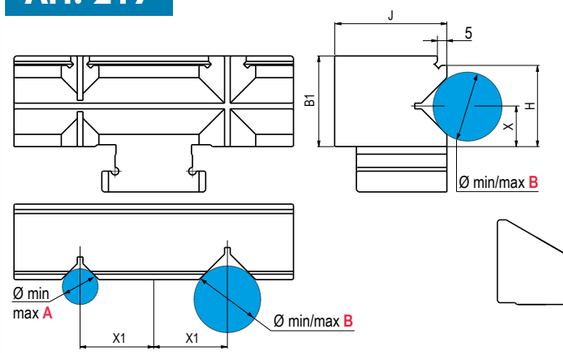

Art. 210

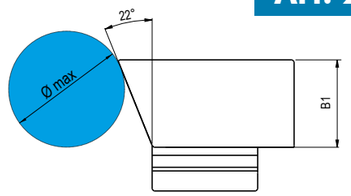

Art. 152

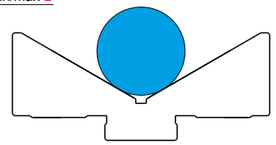

mm		1	2	3	4	5	6
W3		96	121	146	171	196	296
W2		74	94	124	144	169	194
B1		28	38	48	58	63	78
H		23	33	43	53	53	68
J		50	60	80	90	100	120
X		11,5	16,5	21,5	26,5	31,5	34
X1		25	33	39	50	50	70
Ø min / max	A Art. 217	4 - 10	7 - 18	9 - 24	9 - 24	9 - 24	10 - 28
Ø min / max	B Art. 217	6 - 16	9 - 24	13 - 38	15 - 40	15 - 42	18 - 46
Ø min / max	Art. 152			**A richiesta**	**On request**		
Ø max	Art. 210	35	50	65	80	85	105

GANASCE CON SEGMENTI OSCILLANTI / MOVABLE JAW WITH FLOATING ELEMENTS

Tipo (grandezza) morsa / Vise type (size)

Art. 192

Ganascia mobile oscillante con 2 segmenti oscillanti e puntali sferici lisci.
Floating movable jaw with two floating elements and spherical smooth points.



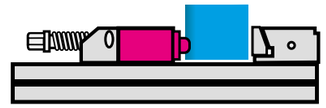

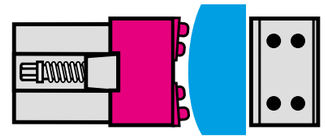

Art. 192S

Ganascia mobile oscillante con 2 elementi oscillanti e puntali sferici zigrinati.
Floating movable jaw with two floating elements and spherical serrated points.

Per serraggio di particolari irregolari - For irregular workpieces clamping

Cod.	4.19.21000	4.19.22000	4.19.23000	4.19.24000	4.19.25000	4.19.26000
Cod.	4.19.2S100	4.19.2S200	4.19.2S300	4.19.2S400	4.19.2S500	4.19.2S600
€	476	609	728	809	1.029	1.365



Art. 192

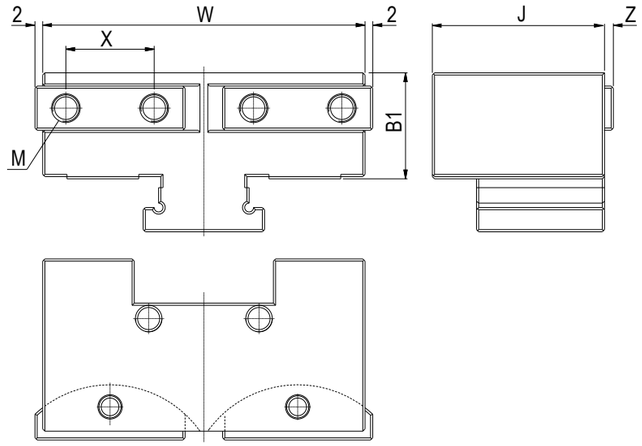

Art.	1	2	3	4	5	6
W3	96	121	146	171	196	296
J	48	58	78	88	98	118
B1	28	38	48	58	63	78
X	30	40	40	40	60	60
M	M10	M12	M12	M12	M16	M16
N	4	4	6	7	8	12
Z	3	4	4	4	7	7

PARALLELE MODULARI MAGNETICHE AD INNESTO RAPIDO
QUICK MAGNETIC MODULAR PARALLEL PLATES

Queste piastre d'appoggio modulari parallele sono una ulteriore opportunita' del sistema modulare Gerardi. Esso consente infatti il posizionamento rapido e preciso di parallele piane o angolari per la lavorazione di pezzi piatti da forare e/o filettare.
Nessun problema di magnetismo sui trucioli

The modular bearing parallelsplates are a further opportunity of the Gerardi modular system. It allows in fact the quick and accurate positioning of straight or angolar parallels plates to machine (milling, drilling and tapping) flat pieces of any size and dimension without disassembling or positionning the fixture again.
No problem with chips magnetic

VANTAGGI:

- Rapidita' e precisione di installazione.
- Risparmio rispetto alla sostituzione della ganascia intera.
- Minori ingombri e costi rispetto alle parallele standard.
- Usiamo parallele magnetiche con piastre ganasce avvitate

Naturalmente tutti i componenti sono in acciaio speciale per molle e rettificati con tolleranze centesimali.

ADVANTAGES:

- Quick and accurate positioning.
- Saving with respect to the substitution of the whole jaw.
- Space and money saving with respect to the standard parallel plates.
- Use magnetic plates with jaw plates completely tightemed

Of course each component is made of hardened and ground spring steel and the accuracy is withim 0,02 mm.

4

ESEMPI DI APPLICAZIONE - TYPICAL ARRANGEMENTS



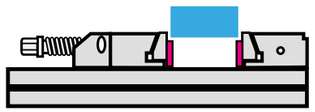



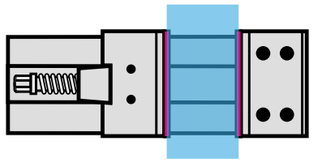



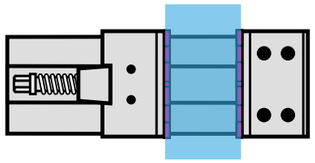

Tipo (grandezza) / Vise type (size)	1	2	3	4	5	6
Art. 317 Rastrelliera per piastre parallele magnetiche piane e angolari / Rack for straight and angular parallel magnetic plates						
A	60		100		150	
Cod.	4.31.71000		4.31.73000		4.31.75000	
€	111					



Art. 313A Magnete per parallele / Magnet for parallels	
Cod.	4.31.3A100
€	12

NON MODULARI - NOT MODULAR
Richiedono aggiustaggio in opera - Adjustment needed before working

Per qualsiasi parallela speciale, raddoppiare il prezzo / For special taylor made parallel double the price

Tipo (grandezza) / Vise type (size)	1	2	3	4	5	6
Art. 313 Coppia di parallele magnetiche guidate / Pair of guided parallels magnetic plates						
H STANDARD FOR INSERT GRIP	-	-	-	20	20	30
H STANDARD	-	-	15	25	25	35
	-	15	20	30	30	40
	-	20	25	35	35	45
	15	25	30	40	40	50
	18	28	35	45	45	54
	20	30	40	50	50	60
	23	33	43	53	53	68
	25	35	45	55	57	70
	27	37	47	57	60	75
B	30	40	50	60	65	70
W	100	125	150	175	200	300
Cod.	4.31.3100C	4.31.3200C	4.31.3300C	4.31.3400C	4.31.3500C	4.31.3600C
€	73	93	116	136	155	176

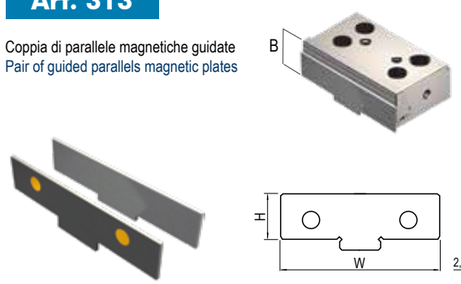

Art. 313R Coppia di parallele magnetiche guidate ridotte / Pair of narrow guided parallels magnetic plates						
SPECIFICARE SEMPRE QUOTA "H" - ALWAYS SPECIFY "H" DIMENSION						
W1	74	94	124	144	169	194
Cod.	4.31.3R10C	4.31.3R20C	4.31.3R30C	4.31.3R40C	4.31.3R50C	4.31.3R60C
€	73	93	116	136	155	176

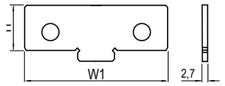

Utilizzabili per qualsiasi tipo o marca di morsa - To be used with any vise type or brand

Art. 414 Coppia di parallele magnetiche universali / Pair of universal parallels magnetic plates						
SPECIFICARE SEMPRE QUOTA "H" - ALWAYS SPECIFY "H" DIMENSION						
W	100	125	150	175	200	300
J	2,7	2,7	2,7	2,7	2,7	2,7
Cod.	4.41.4100C	4.41.4200C	4.41.4300C	4.41.4400C	4.41.4500C	4.41.4600C
€	73	93	116	136	155	176

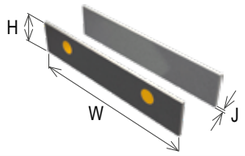

Art. 414R Coppia di parallele magnetiche ridotte universali / Pair of universal narrow narrow parallels magnetic plates						
SPECIFICARE SEMPRE QUOTA "H" - ALWAYS SPECIFY "H" DIMENSION						
W1	74	94	124	144	169	194
Cod.	4.41.4R10C	4.41.4R20C	4.41.4R30C	4.41.4R40C	4.41.4R50C	4.41.4R60C
€	73	93	116	136	155	176

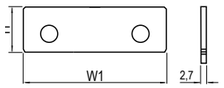

SET RISPARMIO FINO AL 43% - SAVING WITH THE SET UP TO 43%
Aggiungendo solo **2€** al set di parallele hai in regalo la rastrelliera Art.317X ! - Rack Art.317X supplied with the SET with **2€** only

Art. 310 6 COPPIE - PAIRS						
6 coppie di parallele - If you purchase 6 pairs of parallels plates (Art.313-313R / 414-414R)	€	300	390	450	540	600	720
Prezzo Cad. se acquistate con set / Price each in case of set purchase	€	50	65	75	90	100	120
Art. 311 10 COPPIE - PAIRS						
10 coppie di parallele - If you purchase 10 pairs of parallels plates (Art.313-313R / 414-414R)	€	-	-	700	800	900	1.000
Prezzo Cad. se acquistate con set / Price each in case of set purchase	€	-	-	70	80	90	100

Tipo (grandezza) / Vise type (size)	1	2	3	4	5	6
Art. 314 Coppia di parallele magnetiche angolari / Pair of angolar magnetic parallels plates						
α	20°					
	25°					
	30°					
	35°					
	40°					
	45°					
SPECIFICARE SEMPRE QUOTA "α" - SPECIFY ALWAYS "α" DIMENSION						
W	100	125	150	175	200	300
H	23	33	43	53	53	68
Cod.	4.31.4100C	4.31.4200C	4.31.4300C	4.31.4400C	4.31.4500C	4.31.4600C
€	136	165	211	258	285	342

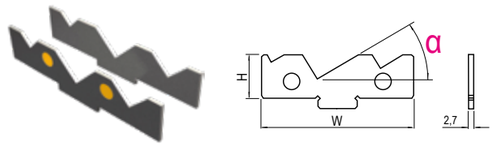

SET RISPARMIO FINO AL 43% - SAVING WITH THE SET UP TO 43%
Aggiungendo solo **2€** al set di parallele hai in regalo la rastrelliera Art.317X ! - Rack Art.317X supplied with the SET with **2€** only

Art. 312 6 COPPIE - PAIRS						
Acquistando 6 coppie di parallele magnetiche (Art.314) / If you purchase 6 pairs of angolar parallels plates (Art.314)	€	630	702	792	882	1.020	1.236
Prezzo Cad. se acquistate con set / Price each in case of set purchase	€	105	117	132	147	170	206

ACCESSORI PER GANASCE / ACCESSORIES FOR JAWS

Tipo (grandezza) / Vise type (size)		1	2	3	4	5	6
Art. 132 Prolunga per ganascia mobile. Larghezza normale / Extension for movable jaw. Normal width — NO StandardFLEX	Cod.	2.13.21000	2.13.22000	2.13.23000	2.13.24000	2.13.25000	2.13.26000
	€	94	102	114	125	142	162
Art. 134 Prolunga per ganascia mobile. Super ridotta / Extension for movable jaw. Super narrow	Cod.	2.13.41000	2.13.42000	2.13.43000	2.13.44000	2.13.45000	2.13.46000
	€	94	102	114	125	142	162
Art. 133 Prolunga per ganascia fissa. Larghezza normale / Extension for fixed jaw. Normal width	Cod.	2.13.31000	2.13.32000	2.13.33000	2.13.34000	2.13.35000	2.13.36000
	€	114	124	133	142	162	181
Art. 135 Prolunga per ganascia fissa. Ridotta e super ridotta / Extension for fixed jaw. Narrow and super narrow — NO StandardFLEX	Cod.	2.13.51000	2.13.52000	2.13.53000	2.13.54000	2.13.55000	2.13.56000
	€	114	124	133	142	162	181
Art. 260 Segmento oscillante per ganasce mobili. ***Art. 190 - 191*** / Floating segment for movable jaws. ***Art. 190 - 191***	Cod.	1.26.01000	1.26.02000	1.26.03000	1.26.04000	1.26.05000	1.26.06000
	€	54	63	63	81	115	125
Art. 362 Molla per piastre ganasce / Spring for jaw plates	Cod.	0.70.10000	0.70.10000	0.70.30000	0.70.30000	0.70.30000	0.70.30000
	€	13	13	13	13	13	13
Art. 380 Vite TCEI fissaggio corpo ganascia fissa / Hex socket and screw for fixed jaw body	Cod.	0.01.11030	0.01.10865	0.01.11450	0.01.11660	0.01.12065	0.01.12080
	€	11	11	12	12	14	14
Art. 381 Vite TCEI fissaggio piastra ganascia fissa / Hex socket screw for fixed plate	Cod.	0.01.10565	0.01.11240	0.01.11451	0.01.11661	0.01.12066	0.01.12081
	€	10	10	10	10	11	11
Art. 382 Vite TCEI fissaggio piastra ganascia mobile / Hex socket and screw for movable jaw plate	Cod.	0.01.10525	0.01.10830	0.01.10840	0.01.10845	0.01.11050	0.01.11065
	€	10	10	10	10	11	11
Art. 383 Vite TCEI fissaggio piastra ganascia fissa doppia / Hex socket and screw for double fixed jaw	Cod.	0.01.10520	0.01.10620	0.01.10820	0.01.11820	0.01.11020	0.01.11020
	€	10	10	10	10	11	11
Art. 384 Vite TCEI per arresto laterale / Hex socket and screw for workstop	Cod.	0.06.11100	0.0622200	0.06.33300	0.06.44400	0.06.55500	0.06.66600
	€	10	10	10	11	11	11
Art. 385 Vite TCBEI fisssaggio piastra ganascia piana / Hex socket screw for straight-plate	Cod.	0.01.10510	0.01.10511	0.01.10512	0.01.10513	0.01.10514	0.01.10515
	€	10	10	10	10	11	11
Art. 431 Rondella per arresto laterale / Washer for workstop	Cod.	2.43.11000	2.43.12000	2.43.13000	2.43.14000	2.43.15000	2.43.16000
	€	10	10	10	10	11	11
Art. 440 Dado per arresto laterale / Nut for workstop	Cod.	2.44.01000	2.44.02000	2.44.03000	2.44.04000	2.44.05000	2.44.06000
	€	10	10	10	10	11	11
Art. 570 Puntale sferico Liscio / Smooth spherical point; **Art. 570S** Puntale sferico zigrinato / Serrated spherical point	Cod.	1.57.01000		1.57.03000		1.57.05000	
	Cod.	1.57.0S100		1.57.0S300		1.57.0S500	
	€	66		75		86	

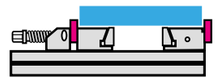
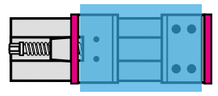



CORPI GANASCE STANDARD / BODIES STANDARD JAWS

Tipo (grandezza) / Vise type (size)		1	2	3	4	5	6
Art. 300 Corpo ganascia fissa. **Larghezza normale** / Body fixed jaw. **Normal width**	Cod.	1.35.10000	1.35.20000	1.35.30000	1.35.40000	1.35.50000	1.35.60000
	€	103	142	167	192	272	451
Art. 301 Corpo ganascia fissa. **Larghezza ridotta rettificata** / Body fixed jaw. **Normal width ground**	Cod.	1.35.10300	1.35.20300	1.35.30300	1.35.40300	1.35.50300	1.35.60300
	€	152	201	240	274	393	636
Art. 303 Corpo ganascia fissa doppia. **Larghezza normale** / Double body fixed jaw. **Normal width**	Cod.	1.35.10900	1.35.20900	1.35.30900	1.35.40900	1.35.50900	1.35.60900
	€	159	235	285	327	493	759
Art. 304 Corpo ganascia fissa doppia. **Larghezza ridotta rettificata** / Double body fixed jaw. **Normal width ground**	Cod.	1.35.11200	1.35.21200	1.35.31200	1.35.41200	1.35.51200	1.35.61200
	€	220	324	393	453	678	1.037
Art. 306 Corpo ganascia mobile guidata. **Larghezza normale** / Body guided movable jaw. **Normal width**	Cod.	1.36.10000	1.36.20000	1.36.30000	1.36.40000	1.36.50000	1.36.60000
	€	103	142	167	192	272	451
Art. 302 Corpo ganascia mobile oscillante: **Larghezza normale** / Body floating movable jaws. **Normal width**	Cod.	4.30.21000	4.30.22000	4.30.23000	4.30.24000	4.30.25000	4.30.26000
	€	103	142	167	192	272	451
Art. 307 Corpo ganascia mobile guidata. **Larghezza ridotta rettificata** / Body guided movable jaw. **Narrow width ground**	Cod.	1.36.11000	1.36.21000	1.36.31000	1.36.41000	1.36.51000	1.36.61000
	€	103	142	167	192	272	451
Art. 305 Corpo ganascia mobile guidata per segmenti oscillanti. **Larghezza normale** / Body guided movable jaw for floating elements. **Normal width**	Cod.	4.30.51000	4.30.52000	4.30.53000	4.30.54000	4.30.55000	4.30.56000
	€	103	142	167	192	272	451
Art. 308 Corpo ganascia mobile oscillante per segmenti oscillanti. **Larghezza normale** / Body floating movable jaw for floating elements. **Normal width**	Cod.	1.36.10400	1.36.20400	1.36.30400	1.36.40400	1.36.50400	1.36.60400
	€	103	142	167	192	272	451
Art. 309 Corpo ganascia mobile oscillante per segmenti oscillanti. Larghezza ridotta / Body floating movable jaw for floating elements. **Narrow width**	Cod.	1.36.10700	1.36.20700	1.36.30700	1.36.40700	1.36.50700	1.36.60700
	€	103	142	167	192	272	451
Art. 190 Corpo ganascia mobile oscillante guidata con 2 segmenti oscillanti. **Larghezza normale** / Body guided floating movable jaw with 2 floating segments. **Normal width**	Cod.	2.19.01000	2.19.02000	2.19.03000	2.19.04000	2.19.05000	2.19.06000
	€	228	362	444	526	758	1.098
Art. 191 Corpo ganascia mobile oscillante guidata con 2 segmenti oscillanti. **Larghezza ridotta** / Body guided floating movable jaw with 2 floating segments. **Narrow width**	Cod.	2.19.11000	2.19.12000	2.19.13000	2.19.14000	2.19.15000	2.19.16000
	€	228	362	444	526	758	1.098

CORPI GANASCE PIANE / BODY - STRAIGHT JAWS

Tipo (grandezza) / Vise type (size)		1	2	3	4	5	6
Art. 315 Corpo ganascia fissa. **Larghezza normale** / Body fixed jaw. **Normal width**	Cod.	1.35.11800	1.35.21800	1.35.31800	1.35.41800	1.35.51800	1.35.61800
	€	103	142	167	192	272	451
Art. 316 Corpo ganascia fissa. **Larghezza ridotta rettificata** / Body fixed jaw. **Narrow width ground**	Cod.	1.35.12100	1.35.22100	1.35.32100	1.35.42100	1.35.52100	1.35.62100
	€	152	201	240	274	393	636
Art. 318 Corpo ganascia fissa doppia. **Larghezza normale** / Double body fixed jaw. **Normal width**	Cod.	1.35.12700	1.35.22700	1.35.32700	1.35.42700	1.35.52700	1.35.62700
	€	159	235	285	327	493	759
Art. 319 Corpo ganascia fissa doppia. **Larghezza ridotta rettificata** / Double body fixed jaw. **Narrow width ground**	Cod.	1.35.13000	1.35.23000	1.35.33000	1.35.43000	1.35.53000	1.35.63000
	€	220	324	393	453	678	1.037
Art. 321 Corpo ganascia mobile guidata. **Larghezza normale** / Body guided movable jaw. **Normal width**	Cod.	1.36.11600	1.36.21600	1.36.31600	1.36.41600	1.36.51600	1.36.61600
	€	103	142	167	192	272	451
Art. 322 Corpo ganascia mobile guidata. **Larghezza ridotta rettificata** / Body guided movable jaw. **Narrow width ground**	Cod.	1.36.12200	1.36.22200	1.36.32200	1.36.42200	1.36.52200	1.36.62200
	€	103	142	167	192	272	451
Art. 323 Corpo ganascia mobile oscillante. **Larghezza normale** / Body floating movable jaw. **Normal width**	Cod.	1.36.11300	1.36.21300	1.36.31300	1.36.41300	1.36.51300	1.36.61300
	€	103	142	167	192	272	451
Art. 324 Corpo ganascia mobile oscillante. **Larghezza ridotta rettificata** / Body floating movable jaw. **Narrow width ground**	Cod.	1.36.11900	1.36.21900	1.36.31900	1.36.41900	1.36.51900	1.36.61900
	€	103	142	167	192	272	451

CORPI GANASCE PER PIASTRE INTERCAMBIABILI MANUALMENTE
JAW BODIES FOR QUICK INTRCHANGEABLE JAW PLATES

Art. 300A Corpo ganascia fissa / Fixed jaw body	Cod.	1.30.0A100	1.30.0A200	1.30.0A300	1.30.0A400	1.30.0A500	1.30.0A600
	€	114	160	192	213	308	520
Art. 303A Corpo ganascia fissa doppia / Double fixed jaw body	Cod.	1.30.3A100	1.30.3A200	1.30.3A300	1.30.3A400	1.30.3A500	1.30.3A600
	€	186	283	343	392	592	920
Art. 306A Corpo ganascia mobile guidata / Guided movable jaw body	Cod.	1.30.6A100	1.30.6A200	1.30.6A300	1.30.6A400	1.30.6A500	1.30.6A600
	€	114	160	192	213	308	520
Art. 306B Pattino per ganasce mobili guidate / Sliding plate for guided movable jaw	Cod.	1.30.6B100	1.30.6B200	1.30.6B300	1.30.6B400	1.30.6B500	1.30.6B600
	€	60	77	92	96	146	164
Art. 306C Pattino per ganasce mobili oscillanti / Sliding plate for floating movable jaw	Cod.	1.30.6C100	1.30.6C200	1.30.6C300	1.30.6C400	1.30.6C500	1.30.6C600
	€	60	77	92	96	146	164

Y1 = Y - 1mm





GRUPPI PREASSEMBLATI / PRE-ASSEMBLED GROUP

Art. 105
Base girevole
Swivel base

Tipo (grandezza) / Vise type (size)	1	2	3	4	5	6
Ø B	180	225	290	320	370	400
C	50	52	65	80	94	116
D	112	146	175	200	220	240
E	155	195	245	272	310	340
F	20	23	28	28	34	38
G	11	14	20	20	25	25
H	6,5	8,5	12,5	12,5	17	17
L	7	10	13	13	17	17
M	12	14	20	20	26	26
N	10	13	16	16	20	20
O	6,5	8,5	12,5	12,5	16,5	16,5
kg	3,3	5,5	10,8	13	21	25,3
Cod.	2.10.51000	2.10.52000	2.10.53000	2.10.54000	2.10.55000	2.10.56000
€	396	453	538	591	854	1.064

Art. 105 - Senza alcuna dotazione
Art. 105 - Supplied without accessory equipment

Art. 365 Anello esterno per base girevole / Outer ring swivel base	Cod.	1.81.11000	1.81.21000	1.81.31000	1.81.41000	1.81.51000	1.81.61000
	€	370	423	501	549	800	998
Art. 366 Anello interno per base girevole / Inner ring swivel base	Cod.	1.81.12000	1.81.22000	1.81.32000	1.81.42000	1.81.52000	1.81.62000
	€	180	204	245	263	384	478
Art. 367 Staffa per base girevole / Clamp swivel base	Cod.	1.84.10000	1.84.20000	1.84.30000	1.84.40000	1.84.50000	1.84.60000
	€	53	53	64	64	74	74
Art. 368 Spina cilindrica per base girevole / Straight pin swivel base	Cod.	0.80.11000	0.80.21000	0.80.31000	0.80.41000	0.80.51000	0.80.61000
	€	10	10	12	12	12	15
Art. 420 Vite esagonale per base girevole / Bolt swivel base	Cod.	0.05.08035	0.05.10035	0.05.10040	0.05.12050	0.05.14060	0.05.14060
	€	8	8	8	9	9	9
Art. 430 Rondella per base girevole / Washer swivel base	Cod.	0.75.18416	0.75.11052	0.75.11052	0.75.11325	0.75.11525	0.75.11525
	€	8	8	8	8	8	8

Art. 105 Base girevole / Swivel base
(Art. 365 + 366 + 367 + 368 + 420 + 430)

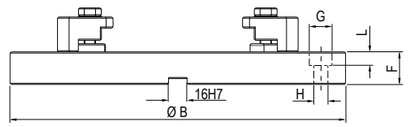

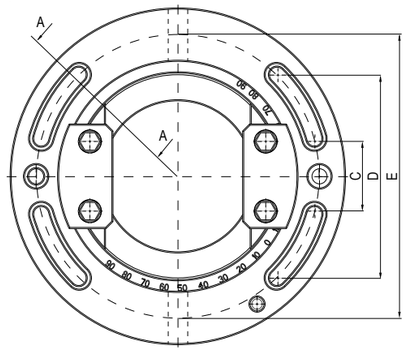

Sezione / Section "**A-A**"

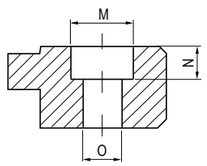



GRUPPI PREASSEMBLATI / PRE-ASSEMBLED GROUP

Art. 105

Base girevole

Swivel base

Art. 2

Morsa STD Art. 1 + Base girevole Art.105

Art. 1 STD vise + Swivel base Art.105



Art. 2

Morsa STD Art. 1 + Base girevole Art.105

Art. 1 STD vise + Swivel base Art.105



Morsa XL Art. 30A + Base girevole Art.105

Art. 30A XL vise + Swivel base Art.105

Morsa STD Art. 15 + Base girevole Art.105

Art. 15 STD vise + Swivel base Art.105



Art. 2A

Morsa STD Art. 1A + Base girevole Art.105

Art. 1A STD vise + Swivel base Art.105

STAFFE DI ANCORAGGIO PER MORSE / VISE HOLDING CLAMPING

Art. 296 Coppia di staffe Art. 298 complete di vite e dado a **T** (Art. 287) / Pair of vise holding clamps Art. 298 complete of screws and **T** nuts (Art. 287)

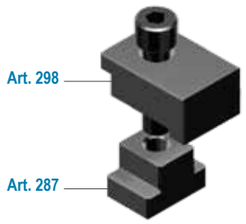

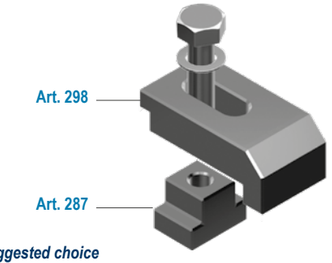

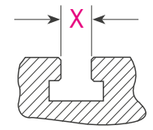

Specificare sempre la cava della vostra macchina

Always specify the machine T-slot dimension

* *Scelta consigliata - Suggested choice*

Morse / Vises		Tipo (grandezza) morsa / Vise (type) size						
STD	1	1 - 2			3 - 4		5 - 6	
FMS	1	1			2 - 3		4 - 5 - 6	
MULTIFLEX	1	1			2 - 3		-	
MULTITASKING	-	3			-		-	
COMPACT GRIP	-	1 - 2 - 3			-		-	
GRIPMATIC	-	2 - 3 - 4			-		-	
Staffe / Holding Clamps	M8	M10	M12 *	M16	M12 *	M16	M12	M16 *
Cod.	2.29.61000 / M8	2.29.61000 / M10	2.29.61000 / M12	2.29.61000 / M16	2.29.63000 / M12	2.29.63000 / M16	2.29.65000 / M12	2.29.65000 / M16
€	45	45	45	45	56	56	88	88

Art. 298 Staffe di ancoraggio per morse (Venduta singolarmente) / Vise holding clamps (Single)

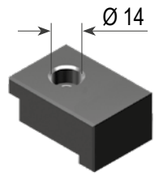

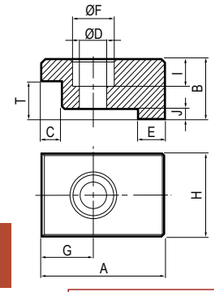



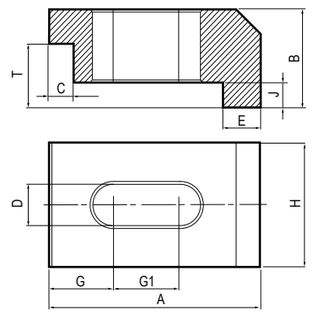

Solo per tipo 1 x M8
Only for type 1 x M8

* *Scelta consigliata - Suggested choice*

Morse / Vises		Tipo (grandezza) morsa / Vise (type) size						
STD	1	1 - 2			3 - 4		5 - 6	
FMS	1	1			2 - 3 - 4		5 - 6	
MULTIFLEX	1	1			2 - 3		-	
MULTITASKING	-	3			-		-	
COMPACT GRIP	-	1 - 2 - 3			-		-	
GRIPMATIC	-	2 - 3 - 4			-		-	
Staffe / Holding Clamps	M8	M10	M12 *	M16	M12 *	M16	M12	M16 *
A	50	50	50	50	76	76	86	86
B	24	24	24	24	30	30	40	40
C	6	6	6	6	6	6	10	10
Ø D	8,5	11	13	17	13	17	13	17
E	10	10	10	10	13	13	15	15
Ø F	14	-	-	-	-	-	-	-
G / G1	17	16 / 15	17,5 / 13	19 / 9	17 / 22	16 / 15	26 / 27	26 / 27
H	34	34	34	34	42	42	50	50
I	8	10	10	10	-	-	-	-
J	4	4	4	4	10	10	10	10
T ± 0,1	15	15	15	15	20	20	26	26
Cod.	2.29.81000 / M8	2.29.81000 / M10	2.29.81000 / M12	2.29.81000 / M16	2.29.83000 / M12	2.29.83000 / M16	2.29.85000 / M12	2.29.85000 / M16
€	17	17	17	17	22	22	34	34

Art. 287

Dadi per cave a **T**
Nuts for **T** slots

DIN 508

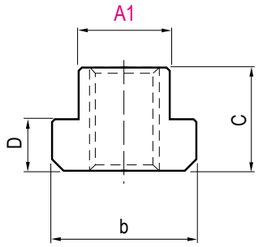

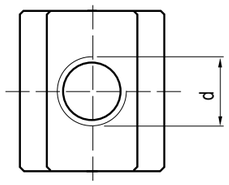

In fase d'ordine, completare il codice specificando il numero ***N*** di dado a **T**

In the purchase order specify the ***N*** number of the **T** nut in the code

Esempio / Example
Cod. 2.28.74000 / **24**

N	d	A1	b	C	D
~~01~~	~~M5 x 6~~	~~5,7~~	~~10~~	~~8~~	~~4~~
02	M5 x 8	7,7	13	10	5
03	M5 x 10	9,7	15	12	6
04	M6 x 8	7,7	13	10	5
05	M6 x 10	9,7	15	12	6
06	M6 x 12	11,7	18	14	7
~~07~~	~~M8 x 10~~	~~9,7~~	~~15~~	~~12~~	~~6~~
08	M8 x 12	11,7	18	14	7
09	M8 x 14	13,7	22	16	8
10	M8 x 16	15,7	25	18	9
11	M8 x 18	17,7	28	20	10
~~12~~	~~M10 x 12~~	~~11,7~~	~~18~~	~~14~~	~~7~~
13	M10 x 14	13,7	22	16	8
14	M10 x 16	15,7	25	18	9
15	M10 x 18	17,7	28	20	10
16	M10 x 20	19,7	32	24	12
17	M10 x 22	21,7	35	28	14
18	M10 x 24	23,7	40	32	16
~~19~~	~~M12 x 14~~	~~13,7~~	~~22~~	~~16~~	~~8~~
20	M12 x 16	15,7	25	18	9
21	M12 x 18	17,3	28	20	10
22	M12 x 20	19,7	32	24	12
23	M12 x 22	21,7	35	28	14
24	M12 x 24	23,7	40	32	16
25	M12 x 28	27,7	44	36	18
26	M12 x 30	29,7	48	38	19
~~27~~	~~M14 x 16~~	~~15,7~~	~~25~~	~~18~~	~~9~~
28	M14 x 18	17,7	28	20	10
29	M14 x 20	19,7	32	24	12
30	M14 x 22	21,7	35	28	14

N	d	A1	b	C	D
31	M14 x 24	23,7	40	32	16
~~32~~	~~M16 x 18~~	~~17,7~~	~~28~~	~~20~~	~~10~~
33	M16 x 20	19,7	32	24	12
34	M16 x 22	21,7	35	28	14
35	M16 x 24	23,7	40	32	16
36	M16 x 28	27,7	44	36	18
37	M16 x 30	29,7	48	38	19
38	M16 x 36	35,6	54	44	22
~~39~~	~~M18 x 20~~	~~19,7~~	~~32~~	~~24~~	~~12~~
~~40~~	~~M18 x 22~~	~~21,7~~	~~35~~	~~28~~	~~14~~
41	M18 x 24	23,7	40	32	16
42	M18 x 28	27,7	44	36	18
43	M18 x 30	29,7	48	38	19
44	M18 x 36	35,6	54	44	22
~~45~~	~~M20 x 22~~	~~21,7~~	~~35~~	~~28~~	~~14~~
~~46~~	~~M20 x 24~~	~~23,7~~	~~40~~	~~32~~	~~16~~
47	M20 x 28	27,7	44	36	18
48	M20 x 30	29,7	48	38	19
49	M20 x 36	35,6	54	44	22
50	M20 x 42	41,6	65	52	26
~~51~~	~~M20 x 48~~	~~47,6~~	~~75~~	~~60~~	~~30~~
52	M24 x 28	27,7	44	36	18
53	M24 x 30	29,7	48	38	19
54	M24 x 36	35,6	54	44	22
55	M24 x 42	41,6	65	52	26
56	M24 x 48	47,6	75	60	30
~~57~~	~~M30 x 36~~	~~35,6~~	~~54~~	~~44~~	~~22~~
58	M30 x 42	41,6	65	52	26
59	M30 x 48	47,6	75	60	30
60	M30 x 54	53,6	85	70	35

DIN 650

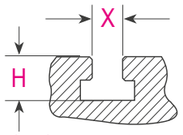

Specificare sempre la cava della vostra macchina
Always specify the machine T-slot dimension

~~**Scelta NON consigliata - NOT Suggested choice**~~

X	0 ÷ 22	23 ÷ 36	37 ÷ 54
Cod.	2.28.72000 / N	2.28.740000 / N	2.28.76000 / N
€	16	24	46

Tipo (grandezza) morsa / Vise type (size)	1	2	3	4	5	6

Art. 297

Coppia di tasselli di posizionamento completi di vite M5 x 10 / ***Specificare sempre quota B***
Pair of positioning key-nuts with M5 x 10 clamping screw / ***Specify always B dimension***

Altri tipi e misure fornibili a richiesta
Other types and dimensions available on request

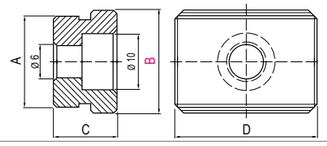

A	16									
B	10	12	14	16	18	20	22	24	28	36
C	10	10	10	10	10	12	12	12	12	12
D	25									
Cod.	2.29.71000									
€	34									

ATTREZZI e DOTAZIONI / TOOLS and EQUIPMENT

Tipo (grandezza) morsa / Vise type (size)	1	2	3	4	5	6

Art. 291

Tappo incavo per alloggiamento sfera solo per Art.1A
Concave cap for sphere only for Art.1A

Ø	13,2	20,8	20,8	25,8	25,8	25,8
Cod.	1.29.11000	1.29.12000	1.29.13000	1.29.14000	1.29.15000	1.29.16000
€	8	8	8	8	8	8

Art. 325

Chiave esagonale a bussola
Hexagon bushing

CH	14 - 16 - 17 - 18 - 19 - 21 - 22	24 - 27 - 30 - 32
Cod.	0.09.325CH	0.09.325CH
€	49	63

Tipo (grandezza) morsa / Vise type (size)	0	1	2	3	4	5	6

Art. 370

Arresto laterale completo
Complete workstop

Vite / Screw	M		10		12	16	
Staffa / Bracket	mm		90x30x15		120x30x15	160x40x25	
Morse Standard / FMS Standard / FMS Vises	Cod.	-	2.37.01000		2.37.03000	2.37.05000	
	€	-	25		30	46	
Vite / Screw	M		6	8	10		
Staffa / Bracket	mm		42x14x8	60x18x12	90x30x15		
Morse Multitasking Multitasking Vises	Cod.	-	7.37.01000	7.37.02000	2.37.01000	-	-
	€	-	15	15	25	-	-
Vite / Screw	M		10	10			
Staffa / Bracket	mm		60x20x12	90x30x15			
Morse Multiflex Multiflex Vises	Cod.	-	6.37.01000	2.37.01000	-	-	-
	€	-	15	25		-	-

Art. 666I

Arresto laterale morse OK
Workstop for OK vises

Perno / Pin	M	5	6	6	6	8	8	-
Staffa / Bracket	mm	40x16x12	55x16x12	70x20x14	70x20x14	-	90x20x18	-
Morse OK OK Vises	Cod.	7.66.6I000	7.66.6I100	7.66.6I200	7.66.6I300	7.66.6I400	7.66.6I500	-
	€	-	-	-	-	-	-	-

Art. 370EM

Arresto laterale magnetico
Magnetic workstop

Perno / Pin	Ø		5	6			
Staffa / Bracket	mm		30x14x8	45x20x10			
Morse CompactGRIP CompactGRIP Vises	Cod.	-	7.37.01000/MTK	7.37.02000/MTK	-	-	-
	€	-	67	75	-	-	-

Tipo (grandezza) morsa / Vise type (size)	1		2		3		4		5		6	
	CH	B	CH	B	CH	B	CH	B	CH	B	CH	B

Art. 375

Chiave a pipa
Box wrench

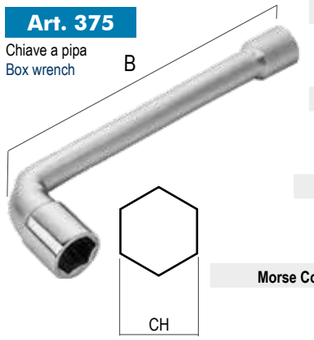

Morse Standard / Standard Vises	12	160	19	250	22	300	22	300	30	450	30	450
Cod.	4.37.512160		4.37.519250		4.37.522300		4.37.522300		4.37.530450		4.37.530450	
€	31		31		36		36		62		62	
Morse FMS / FMS Vises	16	250	16	250	19	250	19	250	27	250	27	250
Cod.	4.37.516250		4.37.516250		4.37.519250		4.37.519250		4.37.519250		4.37.519250	
Vedi pag. 5.61 See pag. 5.61 €	31		31		31		31		31		31	
Morse Multitasking / Multitasking Vises	12	160	16	250	16	250	-	-	-	-	-	-
Cod.	4.37.512160		4.37.516250		4.37.516250		-		-		-	
Vedi pag. 7.29 See pag. 7.29 €	31		31		31		-		-		-	
Morse CompactGrip - MaxiGrip / CompactGrip - MaxiGrip Vises	10	160	12	160	16	250	17	280	-	-	-	-
Cod.	4.37.510160		4.37.512160		4.37.516250		4.37.517280		-		-	
Vedi pag. 7.29 See pag. 7.29 €	31		31		36		31		-		-	

Art. 376

Chiave a T
T wrench

CH	4	5	6	10
Cod.	0.09.21400	0.09.22500	0.09.23600	0.09.25100
€	17		18	21

Art. 377

Chiave esagonale serie lunga
Hexagon wrench long reach

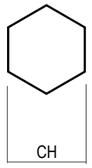

CH	2	2,5	3	3,5	4	4,5
Cod.	0.09.37702	0.09.37725	0.09.37703	0.09.37735	0.09.37704	0.09.37745
€	10	10	10	10	10	10
CH	5	6	7	8	9	10
Cod.	0.09.37705	0.09.37706	0.09.37707	0.09.37708	0.09.37709	0.09.37710
€	11	11	11	12	12	13
CH	12	13	14	17	19	-
Cod.	0.09.37712	0.09.37713	0.09.37714	09.37717	0.09.37719	-
€	14	18	20	25	37	-

Tipo (grandezza) morsa / Vise type (size)	1	2	3

Art. 357

Chiave dinamometrica digitale a cricchetto con attacco 1/2"
Torque wrench digital ratchet type with hexagon with 1/2" driver square

Nm	10÷135	20÷200	34÷340
Cod.	2.35.71000	2.35.72000	2.35.73000
€	205	238	318

DISPOSITIVI MECCANICI / MECHANICAL BLOCKING DEVICES

Tipo (grandezza) morsa / Vise type (size)	1	2	3	4	5	6
kg	0,4	1	1,9	2,9	5,3	7,8
Cod.	2.25.81000	2.25.82000	2.25.83000	2.25.84000	2.25.85000	2.25.86000
€	160	188	228	257	319	476

Art. 258

Gruppo di serraggio meccanico completo senza accessori
Mechanical clamping device complete No accessories

Per le forze di serraggio vedi pag. 4.00
For clamping force see page 4.00

RICAMBI / SPARE PARTS

Art. 360

Vite di spinta. Normale
Clamping bolt. Normal



A	12	19	22	30
B	M12	TPN 18 x 4	TPN 24 x 5	TPN 30 x 5
L	100	130	150	190
Cod.	1.90.10144	1.90.20184	1.90.30245	1.90.50366
€	49	66	79	111

Art. 355

Vite di spinta. Ridotta
Clamping bolt. Short



A	12	19	22	30
B	M12	TPN 18 x 4	TPN 24 x 5	TPN 30 x 5
L	90	100	115	150
Cod.	1.90.14144	1.90.24184	1.90.34245	1.90.54366
€	49	66	79	111

Art. 356

Vite di spinta. Super ridotta
Clamping bolt. Super short



CH	6	8	10	12
B	M12	TPN 18 x 4	TPN 24 x 5	TPN 30 x 5
L	53	73	81	113
Cod.	1.35.61000	1.35.62000	1.35.60003	1.35.60005
€	49	66	79	111

Art. 282A

Supporto di serraggio meccanico
Mechanical clamping device support

Cod.	2.28.2A100	2.28.2A200	2.28.2A300	2.28.2A400	2.28.2A500	2.28.2A600
€	128	133	160	188	215	372

Art. 410

Grano
Setscrew

Cod.	VSTEIPCL_ M8x20	VSTEIPCL_ M10x25	VSTEIPCL_ M12x30	VSTEIPCL_ M12x40	VSTEIPCL_ M20x50	VSTEIPCL_ M20x50
	M8 x 20	M10 x 25	M12 x 30	M12 x 40	M20 x 50	M20 x 50
	CH. 3	CH. 5	CH. 6	CH. 6	CH. 10	CH. 10
€	10	10	12	12	13	13

Art. 361

Sfera
Ball

Cod.	1.36.11001	1.36.12002	1.36.13003	1.36.14004	1.36.15005	1.36.16006
	9/16”	3/4”	7/8”	7/8”	1 1/8”	1 1/8”
€	12	13	14	14	18	18

SERVOCOMANDI OLEODINAMICI / HYDRAULIC SERVO UNITS

Tipo (grandezza) morsa / Vise type (size)	1	2	3	4	5	6

Art. 257

Gruppo di serraggio a vite idraulica (Autonomo)
Hydraulic hand screw clamping device
(Self contained)

Cod.	-	2.25.73000	2.25.74000	2.25.75000	2.25.76000
€	-	748	799	976	1.020

Art. 284A

Supporto di serraggio per mandrino a vite idraulica
Clamping support for hydraulic spindle

Cod.	-	2.28.4A300	2.28.4A400	2.28.4A500	2.28.4A600
€	-	235	285	420	463

Art. 286

Mandrino a vite idraulica
Hydraulic spindle



Kn	-	12	20
A	-	420	359
Cod.	-	4.28.63000	4.28.65000
€	-	517	561

Art. 295

Gruppo di serraggio a vite idraulica compatto
Compact hydraulic hand screw clamping device

Cod.	-	4.29.53000	4.29.54000	-	-
€	-	587	635	881	-

Art. 294A

Supporto di serraggio per mandrino compatto a vite idraulica
Clamping support for compact hydraulic spindle

Cod.	-	4.29.4A300	4.29.4A400	-	-
€	-	235	284	340	-

Art. 293

Mandrino compatto a vite idraulica
Compact hydraulic spindle

Kn	-	10	-	
A	-	173		
Cod.	-	4.29.33000	-	-
€	-	354	577	-

Art. 299

Manovella per mandrino a vite idraulica
Crank hydraulic spindle

Cod.	-	429912M12
€	-	63

Art. 292

Prolunga per Art. 299
Extension for Art. 299



A	160 / 260	
Cod.	-	4.29.23000
€	-	47

METODI ALTERNATIVI DI SERRAGGIO
ALTERNATIVE CLAMPING OPTION

Il gruppo di serraggio a vite idraulica **Art. 257** o la sua versione compatta **Art. 295** sono dei un moltiplicatori di forza manuale alternativi al gruppo di serraggio meccanico Art. 258; Tale dispositivo consente di applicare la medesima forza di serraggio della vite manuale con uno sforzo minore. Il mandrino a vite idraulica è azionato manualmente tramite l'apposita manovella in dotazione **Art. 299**. Verificare che il vano tra ganascia mobile **A** e supporto vite **B** sia pulito, in modo che il mandrino idraulico possa scorrere liberamente senza impedimenti che potrebbero causare attriti e di conseguenza minor forza di serraggio.

Ruotare in senso orario il mandrino utilizzando la manovella in dotazione **Art. 299**, muovendo la ganascia mobile **A** in avanti fino al contatto con il pezzo da serrare. Un' ulteriore rotazione farà scattare la frizione e di conseguenza da quel momento inizia la forza di spinta idraulica e mentre il mandrino rimane fermo, avanza la vite **1** che sospinge lo stantuffo **2** nella camera d'olio **3** generando pressione. Dopo il precarico meccanico **ogni giro di manovella genera una forza K** e ***quando il mandrino arriva in battuta, sviluppa la massima forza possibile.***

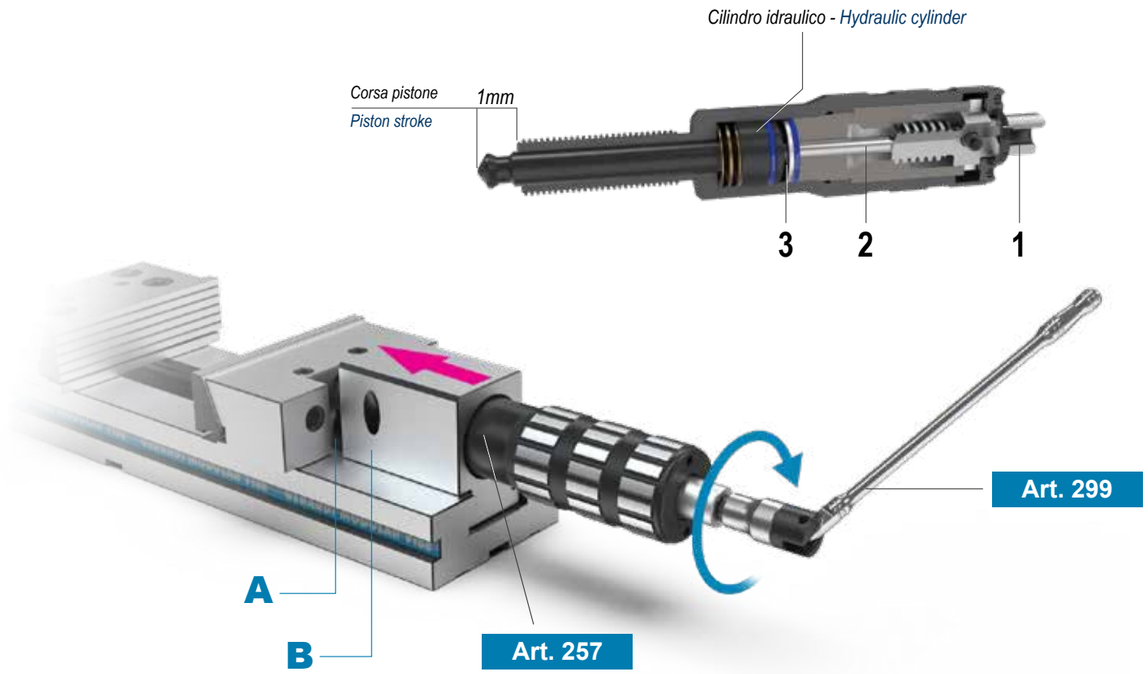

ATTENZIONE !
Quando il mandrino arriva in battuta, una ulteriore pressione sviluppata sulla manovella (Art. 299) potrebbe danneggiare in modo irreparabile il moltiplicatore.

ATTENTION !
When the spindle reach the end of his stroke, a further pressure on the wrench (Art. 299) can seriously damage the pressure multiplier

The hand hydraulic clamping group **Art.257** or its compact version **Art. 295** are a manual power multiplier alternative to the mechanical clamping group Art.258. This device allows to reach the same clamping power reachable with the mechanical screw through a minimum effort. The hand hydraulic screw is manually operated by the proper wrench **Art.299.** Make sure that space between the movable jaw **A** and the main spindle support **B** is clean so that the hydraulic spindle can move freely without chips inside causing frictions and consequently less clamping power.

Turn clockvise the spindle using the wrench **Art. 299** supplied in the standard equipment until the movable jaw **A** touches workpiece. A further rotation will start the power multiplier action; at every spindle turn an increasing clamping power will be applied to the workpiece. A further rotation will make the crank slipt and the hydraulic power will start. The hydraulic spindle will stop turning but the screw **1** will move forward to push the small piston **2** into the oil chamber **3** creating an overpressure and obviously clamping force. After the mechanical pre-loading **each turn of the wrench produce a K force** and ***when the spindle reaches the end of its possible run it reaches its max possible power.***

Diagrammi di serraggio / Clamping diagrams

Gruppi di serraggio idraulici
Hydraulic clamping devices

Diagrammi di serraggio meccanico con vite idraulica
Mechanical clamping diagrams with hydraulic hand screw

Morse tipo Vises type **3-4**
Autonomo - Self Containded

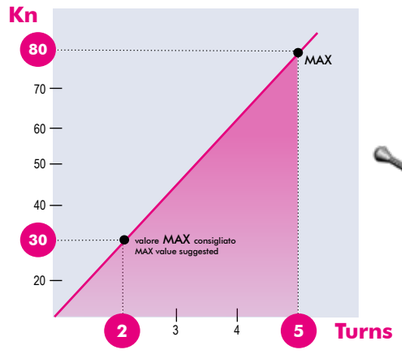

Art. 257

Morse tipo Vises type **5-6**
Autonomo - Self Containded

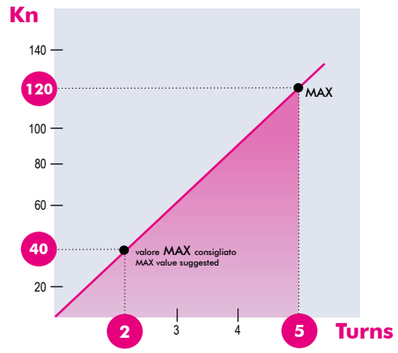

Gruppi di serraggio meccanici (Art.257 - Art.295) / Mechanical clamping devices (Art.257 - Art.295)

I diagrammi seguenti consentono di determinare le forze di serraggio ottenibili con i seguenti gruppi di serraggio idraulici (da 1 a 6), in funzione dei giri applicati
The following diagrams give the clamping force that can be obtained with each hydraulic clamping devices type (size 1 to 6) depending on the turns

Morse tipo Vises type **3-4**
Compatto - Compact

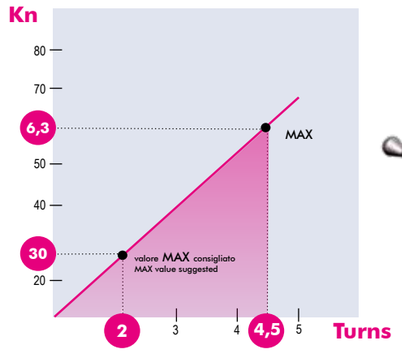

Art. 295

NB: Alcuni fattori, come la lubrificazione, lo staffaggio, gli attriti ed altro, possono modificare i valori indicati fino a ± 10%. Per un corretto utilizzo non superare i valori indicati nel grafico
Some factor as lubrication, clamping on the machine table, frictions and more can modify above values within a ± 10% range. For optimum operation do not exceed chart values.

MORSE StandardMatic

Tipo (grandezza) morsa / Vise type (size)	kN	1 16 kN	2 25 kN	3 30 kN		4 30 kN			
Apertura massima / Maximum spread	A	100	150	200	300	200	300	400	500
	W	100	125	150		175			
	B	30	40	50		60			
	C	35	40	50		58			
	D	270	345	420	520	455	555	655	755
	G	75	95	125		145			
	X	78	103,5	98		78			
	kg	6.8	12.9	25.5	29	37	42	47	52
	Cod.	1.1E.10000	1.1E.20000	1.1E.32000	1.1E.33000	1.1E.42000	1.1E.43000	1.1E.44000	1.1E.45000
	€	934	1.014	1.103	1.238	1.481	1.549	1.685	1.957

Art. 1E

NEW 2025

Morsa modulare **STD** con cilindro idraulico a SINGOLO effetto



STD precision modular vise with SINGLE effect hydraulic cylinder

Art. 393

MAX 450bar

Centralina a comando manuale **singolo effetto**
Single effect power unit with manual control

Cod.	4.39.34500
€	1.278

Art. 394

MAX 450bar

Centralina a comando pneumatico remoto **singolo effetto**
Single effect power unit with remote pneumatic control

Per azionare la centralina è consigliato l'uso dell' ART.402 (vedi pag.4.52)

Cod.	4.39.44500
€	1.278

Art. 395

MAX 450bar

Centralina a comando elettrico **singolo effetto**
Single effect power unit with electrical control

Cod.	4.39.54500
€	1.426

Art. 407

Gruppo di serraggio **indipendente**
Independent clamping group

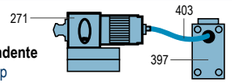

MANUAL CONTROL

Le corse del pistone sono disponibili a pagina 4.54

Cod.	4.40.71000	4.40.72000	4.40.73000	4.40.74000
€	783	793	804	840

Art. 407A

Gruppo di serraggio **indipendente**
Independent clamping group

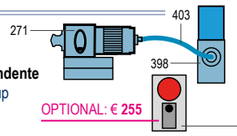

CNC CONTROL

Le corse del pistone sono disponibili a pagina 4.54

Cod.	4.40.7A100	4.40.7A200	4.40.7A300	4.40.7A400
€	980	992	1.005	1.040

Art. 407B

Gruppo di serraggio **indipendente**
Independent clamping group

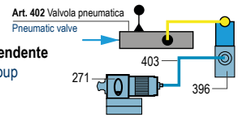

AIR CONTROL

Cod.	4.40.7B100	4.40.7B200	4.40.7B300	4.40.7B400
€	903	913	924	961

Dotazione standard:

- 1 arresto laterale Art. 370
- 1 coppia di tasselli di posizionamento Art. 297 (Standard per cava da 16 mm; altre dimensioni a richiesta senza variazione di prezzo)
- 1 chiave a "T" Art. 376

Extra per ogni foro calibrato (tolleranza F7): € 102,00 - Extra per ogni chiavetta (tolleranza H7): € 227,00



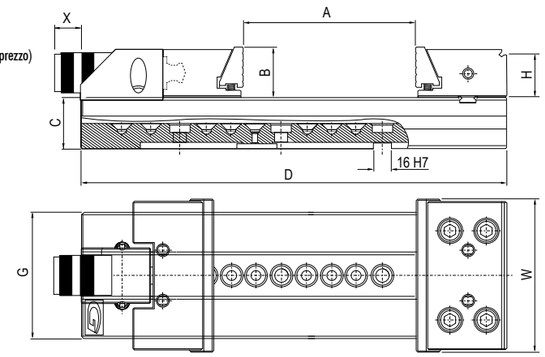

Standard equipment:

- 1 workstop Art. 370
- 1 pair of positioning key-nuts Art. 297 (Standard for 16 mm slot. Other dimensions available on request without price change)
- 1 T-wrench Art. 376

Extra charge for each calibrated hole (F7 tolerance): € 102,00 - Extra charge for each calibrated key nut (F7 tolerance): € 227,00

ESEMPIO D'ORDINE PER KIT COMPLETO: Art.1E (Morsa) + Art.393 (centralina a comando manuale) + Art.403 (tubo 1,5M)
COMPLETE KIT ORDER EXAMPLE: Art.1E (Vise) + Art.393 (power unit with manual control) + Art.403 (pipe 1,5M)

StandardMatic VISES

	5 40 kN					6 40 kN						
A	200	300	400	500	600	200	300	400	500	600	700	800
W			200						300			
B			65						80			
C			70						78			
D	495	595	695	795	895	535	635	735	835	935	1035	1135
G			170						195			
X			64						43,5			
kg	64	69	74	79	84	95	105	115	125	135	145	155
Cod.	1.1E.52000	1.1E.53000	1.1E.54000	1.1E.55000	1.1E.56000	1.1E.62000	1.1E.63000	1.1E.64000	1.1E.65000	1.1E.66000	1.1E.67000	1.1E.68000
€	1.887	2.161	2.435	2.846	3.256	2.617	3.164	3.712	4.123	4.531	4.941	5.351

Art. 393

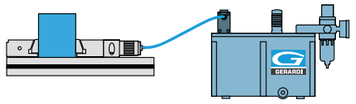

4.39.34500	4.39.34500
1.278	1.278

MANUAL CONTROL

Art. 394

Suggest the ART.402 (see pag.4.52) to use power unit

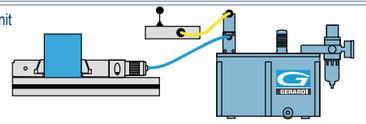

4.39.44500	4.39.44500
1.278	1.278

AIR CONTROL

Art. 395

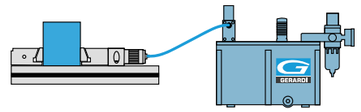

4.39.54500	4.39.54500
1.426	1.426

CNC CONTROL

Art. 407

Piston strokes are available at page 4.54

	4.40.75000	4.40.76000
	1.036	1.150

MANUAL CONTROL

Art. 407A

Piston strokes are available at page 4.54

	4.40.7A500	4.40.7A600
	1.232	1.347

CNC CONTROL

Art. 407B

	4.40.7B500	4.40.7B600
	1.154	1.267

Pneumo-hydraulic servo units (complete of hydraulic cylinder + support) for multiple clamping ***simultaneous*** or ***indipendent***, from 2 to 6 vises. See from page 4.38 to 4.49

Art. 1E

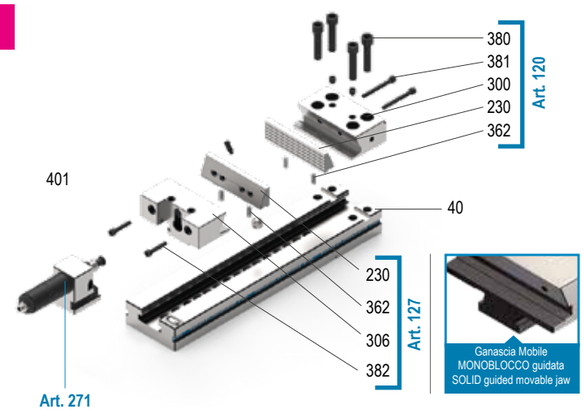

Art.	Pag.
40	1.24
230	4.9
271	4.54
300	4.29
306	4.29
362	4.28
380	4.28
381	4.28
382	4.28

MORSE StandardMatic

Tipo (grandezza) morsa / Vise type (size)	kN	1 16 kN	2 25 kN	3 30 kN		4 30 kN			
Apertura massima / Maximum spread	A	100	150	200	300	200	300	400	500
	W	100	125	150		175			
	B	30	40	50		60			
	C	35	40	50		58			
	D	270	345	420	520	455	555	655	755
	G	75	95	125		145			
	X	78	103,5	98		78			
	kg	6.8	12.9	25.5	29	37	42	47	52
	Cod.	1.1F.10000	1.1F.20000	1.1F.32000	1.1F.33000	1.1F.42000	1.1F.43000	1.1F.44000	1.1F.45000
	€	1.023	1.321	1.424	1.560	1.802	1.869	2.005	2.278

Art. 1F

NEW 2025

Morsa modulare **STD** con cilindro idraulico a DOPPIO effetto

Art.271D



STD precision modular vise with DOUBLE effect hydraulic cylinder

Art. 393D

MAX 450bar

Centralina a comando manuale **doppio effetto**

Double effect power unit with manual control

Cod.	4.39.3D450
€	1.509

Art. 394D

MAX 450bar

Centralina a comando pneumatico remoto **doppio effetto**

Double effect power unit with remote pneumatic control

Per azionare la centralina è consigliato l'uso dell' ART.402 (vedi pag.4.52)

Cod.	4.39.4D450
€	1.509

Art. 395D

MAX 450bar

Centralina a comando elettrico **doppio**

Power unit with **double** electrical control

Cod.	4.39.5D450
€	1.659

Art. 407C

Gruppo di serraggio **indipendente**

Independent clamping group

MANUAL CONTROL

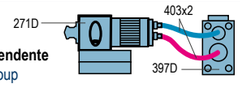

Le corse del pistone sono disponibili a pagina 4.54

Cod.	4.40.7C100	4.40.7C200	4.40.7C300	4.40.7C400
€	1.082	1.402	1.466	1.529

Art. 407D

Gruppo di serraggio **indipendente**

Independent clamping group

CNC CONTROL

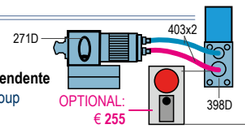

Le corse del pistone sono disponibili a pagina 4.54

Cod.	4.40.7D100	4.40.7D200	4.40.7D300	4.40.7D400
€	1.282	1.594	1.658	1.721

Art. 407E

Gruppo di serraggio **indipendente**

Independent clamping group

AIR CONTROL

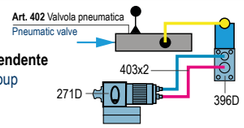

Cod.	4.40.7E100	4.40.7E200	4.40.7E300	4.40.7E400
€	1.203	1.234	1.247	1.283

Dotazione standard:

- 1 arresto laterale Art. 370
- 1 coppia di tasselli di posizionamento Art. 297 (Standard per cava da 16 mm; altre dimensioni a richiesta senza variazione di prezzo)
- 1 chiave a "T" Art. 376

Extra per ogni foro calibrato (tolleranza F7): € 102,00 - Extra per ogni chiavetta (tolleranza H7): € 227,00



Art. 1E

Art. 370

Art. 297

Art. 376

Standard equipment:

- 1 workstop Art. 370
- 1 pair of positioning key-nuts Art. 297 (Standard for 16 mm slot. Other dimensions available on request without price change)
- 1 T-wrench Art. 376

Extra charge for each calibrated hole (F7 tolerance): € 102,00 - Extra charge for each calibrated key nut (F7 tolerance): € 227,00

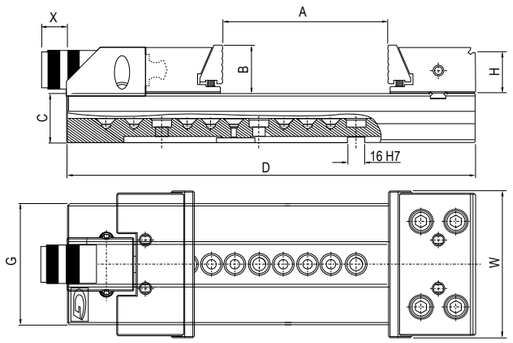

ESEMPIO D'ORDINE PER KIT COMPLETO: Art.1F (Morsa) + Art.393 (centralina a comando manuale) + Art.403 (tubo 1,5M)
COMPLETE KIT ORDER EXAMPLE: Art.1F (Vise) + Art.393 (power unit with manual control) + Art.403 (pipe 1,5M)

StandardMatic VISES

	5 40 kN					6 40 kN						
A	200	300	400	500	600	200	300	400	500	600	700	800
W			200						300			
B			65						80			
C			70						78			
D	495	595	695	795	895	535	635	735	835	935	1035	1135
G			170						195			
X			64						43,5			
kg	64	69	74	79	84	95	105	115	125	135	145	155
Cod.	1.1F.52000	1.1F.53000	1.1F.54000	1.1F.55000	1.1F.56000	1.1F.62000	1.1F.63000	1.1F.64000	1.1F.65000	1.1F.66000	1.1F.67000	1.1F.68000
€	2.154	2.428	2.701	3.112	3.522	2.871	3.418	3.967	4.377	4.787	5.196	5.607

Art. 393

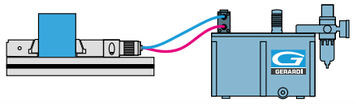

4.39.3D450	4.39.3D450
1.509	1.509

MANUAL CONTROL

Art. 394

Suggest the ART.402 (see pag.4.52) to use power unit

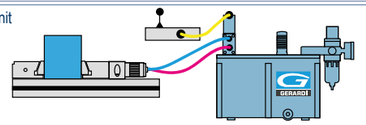

4.39.4D450	4.39.4D450
1.509	1.209

AIR CONTROL

Art. 395

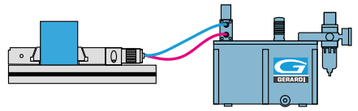

4.39.5D450	4.39.5D450
1.659	1.659

CNC CONTROL

Art. 407C

Piston strokes are available at page 4.54

	4.40.7C500	4.40.7C600
	1.594	1.721

MANUAL CONTROL

Art. 407D

Piston strokes are available at page 4.54

	4.40.7D500	4.40.7D600
	1.784	1.912

CNC CONTROL

Art. 407E

	4.40.7E500	4.40.7E600
	1.452	1.553

Pneumo-hydraulic servo units (complete of hydraulic cylinder + support) for multiple clamping ***simultaneous*** or ***indipendent***, from 2 to 6 vises. See from page 4.38 to 4.49

Art. 1F

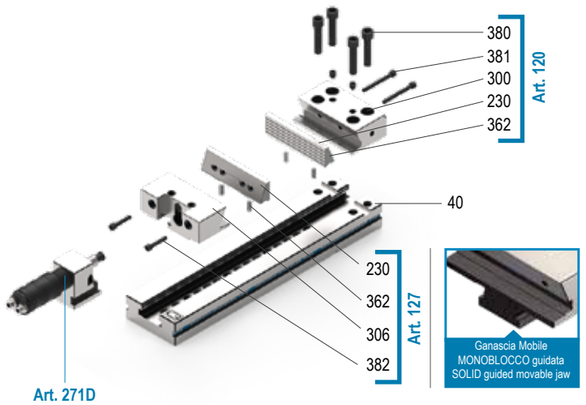

Art.	Pag.
40	1.24
230	4.9
271D	4.54
300	4.29
362	4.28
381	4.28
382	4.28

COMANDO MANUALE - MANUAL CONTROL

SINGOLO EFFETTO | SINGLE EFFECT

Art. 390

N° 1 serraggio
N° 1 clamping

MORSA NON COMPRESA
VISE NOT INCLUDED

Art. 393 + Art. 271 + Art. 403 *(m 1,5)*

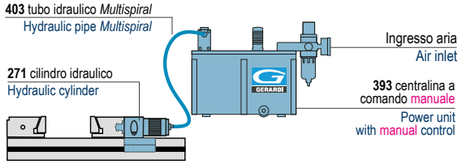

Tipo (grandezza) morsa / Vise type (size)	1	2	3	4	5	6
Cod.	4.39.01000	4.39.02000	4.39.03000	4.39.04000	4.39.05000	4.39.06000
€	1.766	1.778	1.788	1.822	2.013	2.122

Art. 390/2

N° 2 serraggi **contemporanei**
N° 2 **simultaneously** clamping

Art. 390 + n° 1 Art. 271

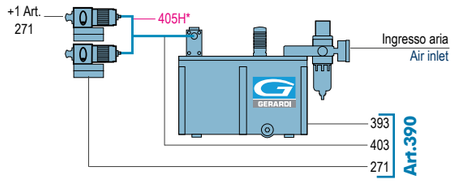

Cod.	4.39.01002	4.39.02002	4.39.03002	4.39.04002	4.39.05002	4.39.06002
€	2.137	2.159	2.178	2.248	2.628	2.851

* Non incluso (Pag. 4.52) / Not included (Pag. 4.52)

Art. 390/3

N° 3 serraggi **contemporanei**
N° 3 **simultaneously** clamping

Art. 390 + n° 2 Art. 271

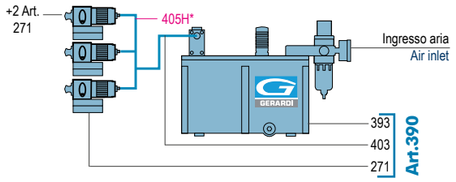

Cod.	4.39.01003	4.39.02003	4.39.03003	4.39.04003	4.39.05003	4.39.06003
€	2.506	2.537	2.574	2.674	3.244	3.583

* Non incluso (Pag. 4.52) / Not included (Pag. 4.52)

Art. 390/4

N° 4 serraggi **contemporanei**
N° 4 **simultaneously** clamping

Art. 390 + n° 3 Art. 271

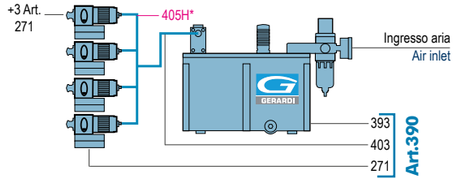

Cod.	4.39.01004	4.39.02004	4.39.03004	4.39.04004	4.39.05004	4.39.06004
€	2.875	2.920	2.966	3.099	3.861	4.311

* Non incluso (Pag. 4.52) / Not included (Pag. 4.52)

Art. 407

Gruppo di serraggio **indipendente**
Independent clamping group

Art. 271 + Art. 397 + Art. 403 *(m 1,5)*

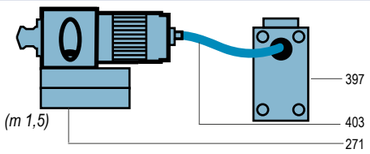

Cod.	4.40.71000	4.40.72000	4.40.73000	4.40.74000	4.40.75000	4.40.76000
€	783	793	804	840	1.036	1.150

Possibilità di automatizzare tutte le morse STD / StandardFLEX / XL / Elementi modulari. (Esclusi Art.1E, Art.1F)

Art. 390A / 2

N° 2 serraggi **indipendenti**
N° 2 **independent** clamping

Art. 390 + n° 1 Art. 407

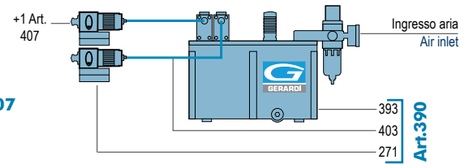

Cod.	4.39.0A102	4.39.0A202	4.39.0A302	4.39.0A402	4.39.0A502	4.39.0A602
€	2.529	2.553	2.575	2.641	3.023	3.246

Art. 390A / 3

N° 3 serraggi **indipendenti**
N° 3 **independent** clamping

Art. 390 + n° 2 Art. 407

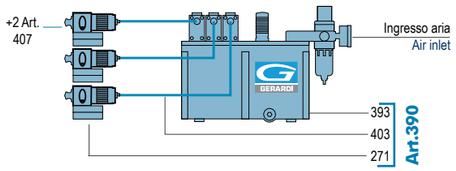

Cod.	4.39.0A103	4.39.0A203	4.39.0A303	4.39.0A403	4.39.0A503	4.39.0A603
€	3.291	3.327	3.360	3.460	4.033	4.367

Art. 390A / 4

N° 4 serraggi **indipendenti**
N° 4 **independent** clamping

Art. 390 + n° 3 Art. 407

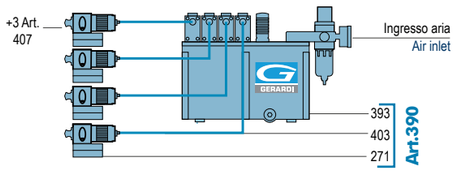

Cod.	4.39.0A104	4.39.0A204	4.39.0A304	4.39.0A404	4.39.0A504	4.39.0A604
€	4.056	4.102	4.146	4.279	5.042	5.490

COMANDO ELETTRICO - SOLENOID CONTROL

SINGOLO EFFETTO - cnc | SINGLE EFFECT da cnc

Art. 391

N° 1 serraggio
N° 1 clamping

MORSA NON COMPRESA
VISE NOT INCLUDED

Art. 395 + Art. 271 + Art. 403 *(m 1,5)*

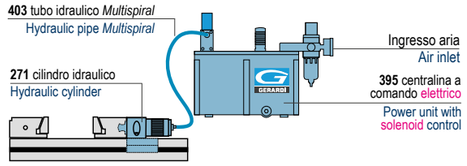

Tipo (grandezza) morsa / Vise type (size)	1	2	3	4	5	6
Cod.	4.39.11000	4.39.12000	4.39.13000	4.39.14000	4.39.15000	4.39.16000
€	1.912	1.927	1.935	1.969	2.160	2.272

Art. 391 / 2

N° 2 serraggi **contemporanei**
N° 2 **simultaneously** clamping

Art. 391 + n° 1 Art. 271

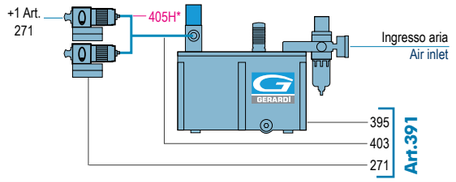

Cod.	4.39.11002	4.39.12002	4.39.13002	4.39.14002	4.39.15002	4.39.16002
€	2.285	2.306	2.328	2.396	2.776	3.001

* Non incluso (Pag. 4.52) / Not included (Pag. 4.52)

Art. 391 / 3

N° 3 serraggi **contemporanei**
N° 3 **simultaneously** clamping

Art. 391 + n° 2 Art. 271

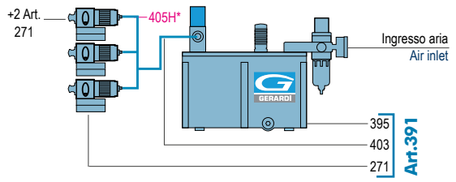

Cod.	4.39.11003	4.39.12003	4.39.13003	4.39.14003	4.39.15003	4.39.16003
€	2.653	2.688	2.720	2.822	3.392	3.729

* Non incluso (Pag. 4.52) / Not included (Pag. 4.52)

Art. 391 / 4

N° 4 serraggi **contemporanei**
N° 4 **simultaneously** clamping

Art. 391 + n° 3 Art. 271

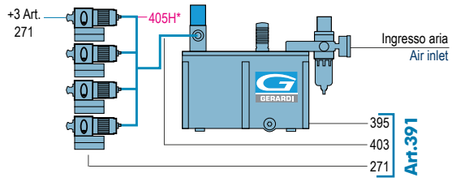

Cod.	4.39.11004	4.39.12004	4.39.13004	4.39.14004	4.39.15004	4.39.16004
€	3.555	3.068	3.113	3.247	3.566	4.457

* Non incluso (Pag. 4.52) / Not included (Pag. 4.52)

Art. 407A

Gruppo di serraggio **indipendente**
Independent clamping group

Art. 271 + Art. 398 + Art. 403 *(m 1,5)*

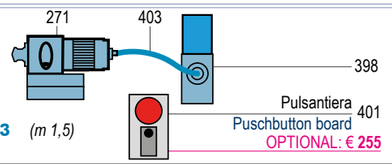

Cod.	4.40.7A100	4.40.7A200	4.40.7A300	4.40.7A400	4.40.7A500	4.40.7A600
€	980	992	1.005	1.040	1.232	1.347

Possibility to automate all STD / StandardFLEX / XL / Modular Element vises. (Art.1E & Art.1F except)

Art. 391A / 2

N° 2 serraggi **indipendenti**
N° 2 **independent** clamping

Art. 391 + n° 1 Art. 407A

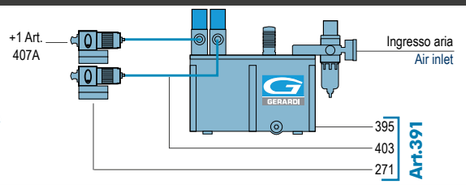

Cod.	4.39.1A102	4.39.1A202	4.39.1A302	4.39.1A402	4.39.1A502	4.39.1A602
€	2.872	2.893	2.916	2.984	3.363	3.590

Art. 391A / 3

N° 3 serraggi **indipendenti**
N° 3 **independent** clamping

Art. 391 + n° 2 Art. 407A

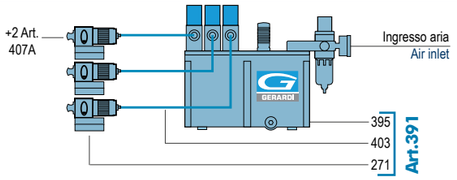

Cod.	4.39.1A103	4.39.1A203	4.39.1A303	4.39.1A403	4.39.1A503	4.39.1A603
€	3.830	3.864	3.897	4.000	4.570	4.906

Art. 391A / 4

N° 4 serraggi **indipendenti**
N° 4 **independent** clamping

Art. 391 + n° 3 Art. 407A

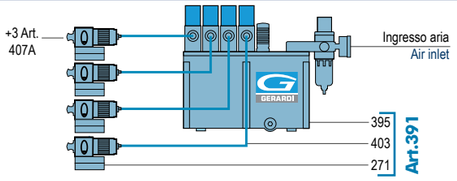

Cod.	4.39.1A104	4.39.1A204	4.39.1A304	4.39.1A404	4.39.1A504	4.39.1A604
€	4.789	4.833	4.879	5.014	5.774	6.222

COMANDO PNEUMATICO - PNEUMATIC CONTROL

SINGOLO EFFETTO | SINGLE EFFECT

Tipo (grandezza) morsa / Vise type (size)	1	2	3	4	5	6

Art. 392

N° 1 serraggio
N° 1 clamping

MORSA NON COMPRESA
VISE NOT INCLUDED

Art. 394 + 271 + 402 + 403 *(m 1,5)*

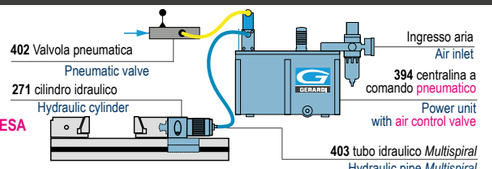

Cod.	4.39.21000	4.39.22000	4.39.23000	4.39.24000	4.39.25000	4.39.26000
€	1.860	1.872	1.884	1.917	2.109	2.220

* Non incluso (Pag. 4.52) / Not included (Pag. 4.52)

Art. 392 / 2

N° 2 serraggi **contemporanei**
N° 2 **simultaneously** clamping

Art. 392 + n° 1 Art. 271

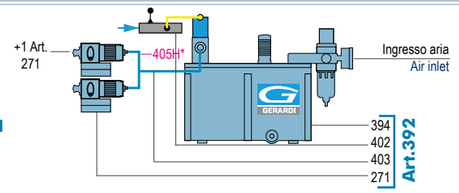

Cod.	4.39.21002	4.39.22002	4.39.23002	4.39.24002	4.39.25002	4.39.26002
€	2.233	2.255	2.277	2.345	2.725	2.947

* Non incluso (Pag. 4.52) / Not included (Pag. 4.52)

Art. 392 / 3

N° 3 serraggi **contemporanei**
N° 3 **simultaneously** clamping

Art. 392 + n° 2 Art. 271

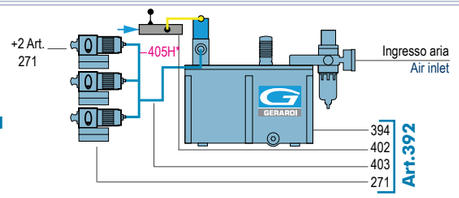

Cod.	4.39.21003	4.39.22003	4.39.23003	4.39.24003	4.39.25003	4.39.26003
€	2.602	2.635	2.667	2.769	3.341	3.678

* Non incluso (Pag. 4.52) / Not included (Pag. 4.52)

Art. 392 / 4

N° 4 serraggi **contemporanei**
N° 4 **simultaneously** clamping

Art. 392 + n° 3 Art. 271

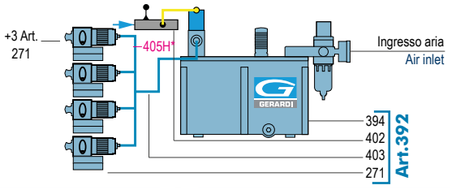

Cod.	4.39.21004	4.39.22004	4.39.23004	4.39.24004	4.39.25004	4.39.26004
€	2.971	3.017	3.059	3.197	3.959	4.405

* Non incluso (Pag. 4.52) / Not included (Pag. 4.52)

Art. 407B

Gruppo di serraggio **indipendente**
Independent clamping group

Art. 271 + 396 + 402 + 403 *(m 1,5)*

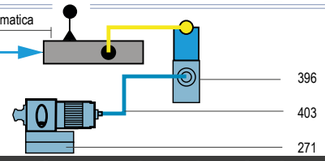

Cod.	4.40.7B100	4.40.7B200	4.40.7B300	4.40.7B400	4.40.7B500	4.40.7B600
€	903	913	924	961	1.154	1.267

Possibilità di automatizzare tutte le morse STD / StandardFLEX / XL / Elementi modulari. (Esclusi Art.1E, Art.1F)

Art. 392A / 2

N° 2 serraggi **indipendenti**
N° 2 **independent** clamping

Art. 392 + n° 1 Art. 407B

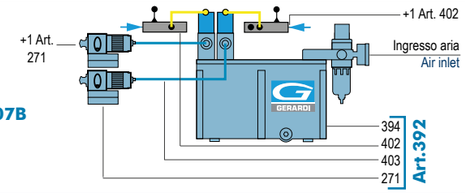

Cod.	4.39.2A102	4.39.2A202	4.39.2A302	4.39.2A402	4.39.2A502	4.39.2A602
€	3.036	3.064	3.083	3.162	3.641	3.864

Art. 392A / 3

N° 3 serraggi **indipendenti**
N° 3 **independent** clamping

Art. 392 + n° 2 Art. 407B

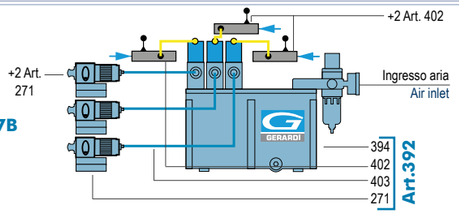

Cod.	4.39.2A103	4.39.2A203	4.39.2A303	4.39.2A403	4.39.2A503	4.39.2A603
€	3.532	3.565	3.596	3.695	4.247	4.574

Art. 392A / 4

N° 4 serraggi **indipendenti**
N° 4 **independent** clamping

Art. 392 + n° 3 Art. 407B

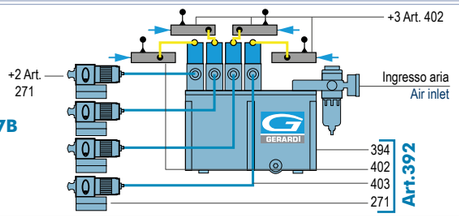

Cod.	4.39.2A104	4.39.2A204	4.39.2A304	4.39.2A404	4.39.2A504	4.39.2A604
€	4.367	4.413	4.455	4.584	5.319	5.750

ACCESSORI e RICAMBI
ACCESSORIES and SPARE PARTS

N.B. Le centraline sono fornite senza olio
N.B The power units are supplied without oil

Art. 393

Centralina a comando manuale singolo
Pressione max 450bar
Con mantenimento e ripristino automatico della pressione desiderata

Power unit with single manual control
Max pression 450bar
Automatic retention and reset of desired pressure

Cod.	4.39.34500
€	1.278

Art. 397

Blocco modulare per comando manuale aggiuntivo per ogni morsa extra

Modular block for manual control for each extra vise

Ingresso aria (Ø 8 - 7bar)
Air inlet (Ø 8 - 7bar)

Cod.	4.39.70000
€	230

Art. 397B

Blocco base per comando manuale
Base block for manual control

Ingresso aria (Ø 8 - 7bar)
Air inlet (Ø 8 - 7bar)

Cod.	4.39.7B000
€	225

Art. 394

Centralina a comando pneumatico remoto
(Tramite Art. 402 extra) - Pressione max 450bar
Con mantenimento e ripristino automatico della pressione desiderata

Power unit with remote pneumatic control
(Through Art. 402 extra) - Max pression 450bar
Automatic retention and reset of desired pressure

Cod.	4.39.44500
€	1.278

Art. 396

Blocco modulare per comando pneumatico aggiuntivo per ogni morsa extra

Modular block for pneumatic control for each extra vise

Ingresso aria (Ø 8 - 7bar)
Air inlet (Ø 8 - 7bar)

Cod.	4.39.60000
€	254

Art. 396B

Blocco base per comando pneumatico
Base block for pneumatic contro

Ingresso aria (Ø 8 - 7bar)
Air inlet (Ø 8 - 7bar)

Cod.	4.39.6B000
€	246

Art. 395

Centralina a comando elettrico
Pressione max 450bar
Con mantenimento e ripristino automatico della pressione desiderata

Power unit with electrical control
Max pression 450bar
Automatic retention and reset of desired pressure

Cod.	4.39.54500
€	1.426

Art. 398

Blocco modulare per comando elettrico aggiuntivo per ogni morsa extra

Modular block for electric control for each extra vise

Su richiesta:
12V / 24V / ...V
On request:
12V / 24V / ...V

Ingresso aria (Ø 8 - 7bar)
Air inlet (Ø 8 - 7bar)



Cod.	4.39.80000
€	440

Art. 398B

Blocco base per comando elettrico
Base block for electric control

Su richiesta:
12V / 24V / ...V
On request:
12V / 24V / ...V

Ingresso aria (Ø 8 - 7bar)
Air inlet (Ø 8 - 7bar)

Cod.	4.39.8B000
€	434

COMANDO MANUALE - MANUAL CONTROL

DOPPIO EFFETTO | DOUBLE EFFECT

Art. 390B

N° 1 serraggio
N° 1 clamping

MORSA NON COMPRESA
VISE NOT INCLUDED

Art.393D + Art.271D + Art.403 (m 1,5)

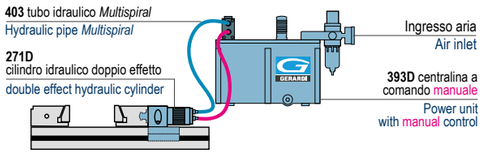

Tipo (grandezza) morsa / Vise type (size)	1	2	3	4	5	6
Cod.	4.39.0B100	4.39.0B200	4.39.0B300	4.39.0B400	4.39.0B500	4.39.0B600
€	2.025	2.373	2.435	2.497	2.561	2.686

Art. 390B/2

N° 2 serraggi **contemporanei**
N° 2 **simultaneously** clamping

Art. 390B + n° 1 Art.271D

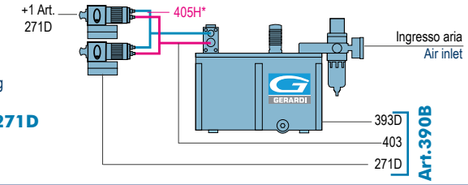

Tipo (grandezza) morsa / Vise type (size)	1	2	3	4	5	6
Cod.	4.39.0B102	4.39.0B202	4.39.0B302	4.39.0B402	4.39.0B502	4.39.0B602
€	2.570	3.121	3.247	3.372	3.496	3.746

* Non incluso (Pag. 4.52) / Not included (Pag. 4.52)

Art. 390B/3

N° 3 serraggi **contemporanei**
N° 3 **simultaneously** clamping

Art. 390B + n° 2 Art.271D

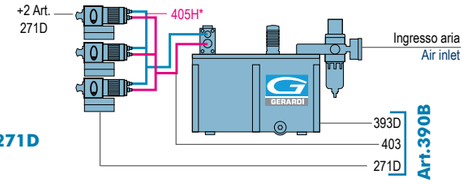

Tipo (grandezza) morsa / Vise type (size)	1	2	3	4	5	6
Cod.	4.39.0B103	4.39.0B203	4.39.0B303	4.39.0B403	4.39.0B503	4.39.0B603
€	2.938	3.871	4.058	4.245	4.433	4.806

* Non incluso (Pag. 4.52) / Not included (Pag. 4.52)

Art. 390B/4

N° 4 serraggi **contemporanei**
N° 4 **simultaneously** clamping

Art. 390B + n° 3 Art.271D

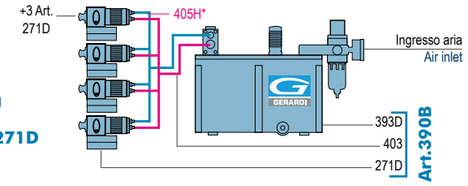

Tipo (grandezza) morsa / Vise type (size)	1	2	3	4	5	6
Cod.	4.39.0B104	4.39.0B204	4.39.0B304	4.39.0B404	4.39.0B504	4.39.0B604
€	3.427	4.495	4.745	4.994	5.244	5.743

* Non incluso (Pag. 4.52) / Not included (Pag. 4.52)

Art. 407C

Gruppo di serraggio **indipendente**
Independent clamping group

Art.271D + Art. 403 + Art. 397D (m 1,5)

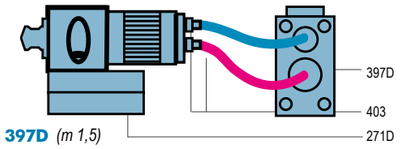

Tipo (grandezza) morsa / Vise type (size)	1	2	3	4	5	6
Cod.	4.40.7C100	4.40.7C200	4.40.7C300	4.40.7C400	4.40.7C500	4.40.7C600
€	1.082	1.402	1.466	1.529	1.594	1.721

Possibilità di automatizzare tutte le morse STD / StandardFLEX / XL / Elementi modulari. (Esclusi Art.1E, Art.1F)

Art. 390C / 2

N° 2 serraggi **indipendenti**
N° 2 **independent** clamping

Art. 390B + n° 1 Art. 407C

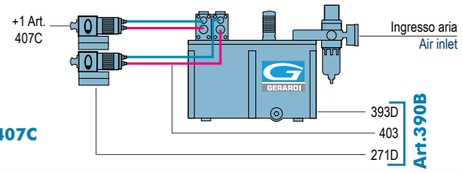

Tipo (grandezza) morsa / Vise type (size)	1	2	3	4	5	6
Cod.	4.39.0C102	4.39.0C202	4.39.0C302	4.39.0C402	4.39.0C502	4.39.0C602
€	3.082	3.746	3.871	3.996	4.120	4.370

Art. 390C / 3

N° 3 serraggi **indipendenti**
N° 3 **independent** clamping

Art. 390B + n° 2 Art. 407C

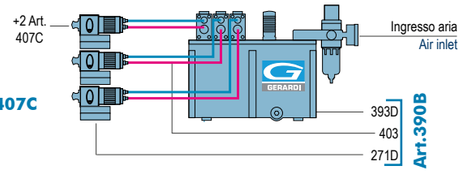

Tipo (grandezza) morsa / Vise type (size)	1	2	3	4	5	6
Cod.	4.39.0C103	4.39.0C203	4.39.0C303	4.39.0C403	4.39.0C503	4.39.0C603
€	4.140	5.181	5.368	5.555	5.743	6.117

Art. 390C / 4

N° 4 serraggi **indipendenti**
N° 4 **independent** clamping

Art. 390B + n° 3 Art. 407C

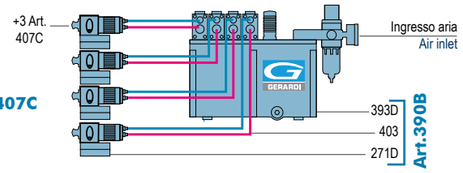

Tipo (grandezza) morsa / Vise type (size)	1	2	3	4	5	6
Cod.	4.39.0C104	4.39.0C204	4.39.0C304	4.39.0C404	4.39.0C504	4.39.0C604
€	5.197	6.492	6.741	6.991	7.240	7.740

COMANDO ELETTRICO - SOLENOID CONTROL

DOPPIO EFFETTO da cnc | DOUBLE EFFECT by cnc

Art. 391B

N° 1 serraggio
N° 1 clamping

MORSA NON COMPRESA
VISE NOT INCLUDED

Art. 395D + Art.271D + Art. 403 (m 1,5)

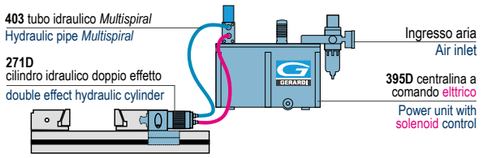

Tipo (grandezza) morsa / Vise type (size)	1	2	3	4	5	6
Cod.	4.39.1B100	4.39.1B200	4.39.1B300	4.39.1B400	4.39.1B500	4.39.1B600
€	2.172	2.497	2.561	2.623	2.686	2.809

Art. 391B / 2

N° 2 serraggi **contemporanei**
N° 2 **simultaneously** clamping

Art. 391B + n° 1 Art.271D

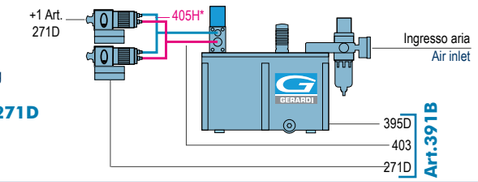

Tipo (grandezza) morsa / Vise type (size)	1	2	3	4	5	6
Cod.	4.39.1B102	4.39.1B202	4.39.1B302	4.39.1B402	4.39.1B502	4.39.1B602
€	2.567	3.247	3.372	3.496	3.621	3.871

* Non incluso (Pag. 4.52) / Not included (Pag. 4.52)

Art. 391B / 3

N° 3 serraggi **contemporanei**
N° 3 **simultaneously** clamping

Art. 391B + n° 2 Art.271D

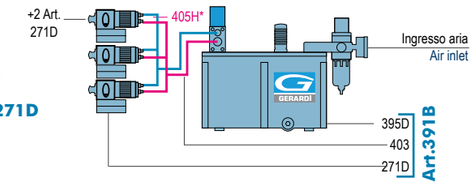

Tipo (grandezza) morsa / Vise type (size)	1	2	3	4	5	6
Cod.	4.39.1B103	4.39.1B203	4.39.1B303	4.39.1B403	4.39.1B503	4.39.1B603
€	2.960	3.996	4.182	4.370	4.557	4.931

* Non incluso (Pag. 4.52) / Not included (Pag. 4.52)

Art. 391B / 4

N° 4 serraggi **contemporanei**
N° 4 **simultaneously** clamping

Art. 391B + n° 3 Art.271D

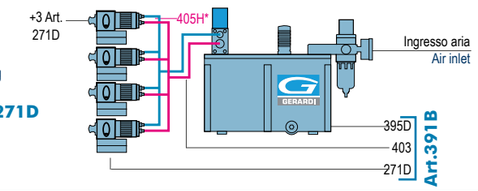

Tipo (grandezza) morsa / Vise type (size)	1	2	3	4	5	6
Cod.	4.39.1B104	4.39.1B204	4.39.1B304	4.39.1B404	4.39.1B504	4.39.1B604
€	3.886	4.620	4.869	5.120	5.368	5.867

* Non incluso (Pag. 4.52) / Not included (Pag. 4.52)

Art. 407D

Gruppo di serraggio **indipendente**
Independent clamping group

Art.271D + Art. 403 + Art.398D (m 1,5)

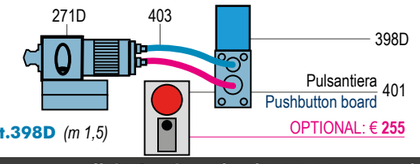

Tipo (grandezza) morsa / Vise type (size)	1	2	3	4	5	6
Cod.	4.40.7D100	4.40.7D200	4.40.7D300	4.40.7D400	4.40.7D500	4.40.7D600
€	1.282	1.594	1.658	1.721	1.784	1.912

Possibility to automate all STD / StandardFLEX / XL / Modular Element vises. (Art.1E & Art.1F except)

Art. 391C / 2

N° 2 serraggi **indipendenti**
N° 2 **independent** clamping

Art. 391B + n° 1 Art. 407D

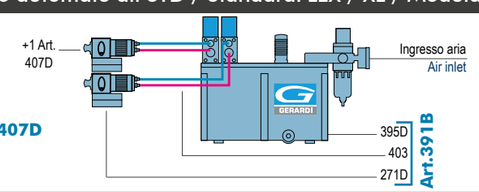

Tipo (grandezza) morsa / Vise type (size)	1	2	3	4	5	6
Cod.	4.39.1C102	4.39.1C202	4.39.1C302	4.39.1C402	4.39.1C502	4.39.1C602
€	3.426	4.120	4.245	4.370	4.495	4.745

Art. 391C / 3

N° 3 serraggi **indipendenti**
N° 3 **independent** clamping

Art. 391B + n° 2 Art. 407D

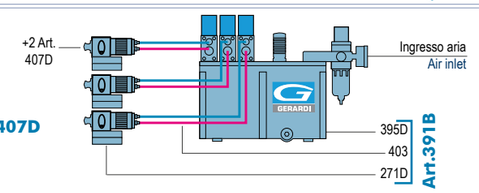

Tipo (grandezza) morsa / Vise type (size)	1	2	3	4	5	6
Cod.	4.39.1C103	4.39.1C203	4.39.1C303	4.39.1C403	4.39.1C503	4.39.1C603
€	4.678	5.743	5.930	6.117	6.305	6.679

Art. 391C / 4

N° 4 serraggi **indipendenti**
N° 4 **independent** clamping

Art. 391B + n° 3 Art. 407D

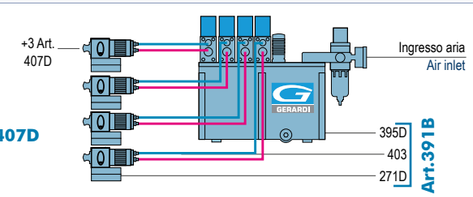

Tipo (grandezza) morsa / Vise type (size)	1	2	3	4	5	6
Cod.	4.39.1C104	4.39.1C204	4.39.1C304	4.39.1C404	4.39.1C504	4.39.1C604
€	5.929	7.240	7.490	7.740	7.989	8.489

COMANDO PNEUMATICO - PNEUMATIC CONTROL

DOPPIO EFFETTO | DOUBLE EFFECT

Tipo (grandezza) morsa / Vise type (size)	1	2	3	4	5	6

Art. 392B

N° 1 serraggio
N° 1 clamping

MORSA NON COMPRESA
VISE NOT INCLUDED

Art. 394D + 271D + 402 + 403 *(m 1,5)*

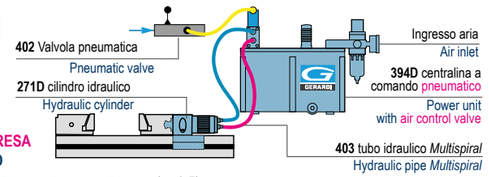

Cod.	4.39.2B100	4.39.2B200	4.39.2B300	4.39.2B400	4.39.2B500	4.39.2B600
€	2.120	2.204	2.264	2.326	2.367	2.467

* Non incluso (Pag. 4.52) / Not included (Pag. 4.52)

Art. 392B / 2

N° 2 serraggi **contemporanei**
N° 2 **simultaneously** clamping

Art. 392B + n° 1 Art.271D

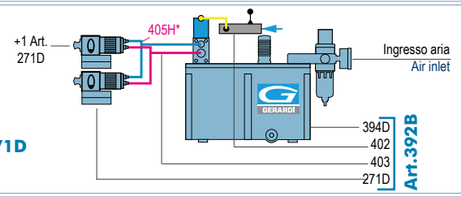

Cod.	4.39.2B102	4.39.2B202	4.39.2B302	4.39.2B402	4.39.2B502	4.39.2B602
€	2.570	2.693	2.754	2.815	3.006	3.205

* Non incluso (Pag. 4.52) / Not included (Pag. 4.52)

Art. 392B / 3

N° 3 serraggi **contemporanei**
N° 3 **simultaneously** clamping

Art. 392B + n° 2 Art.271D

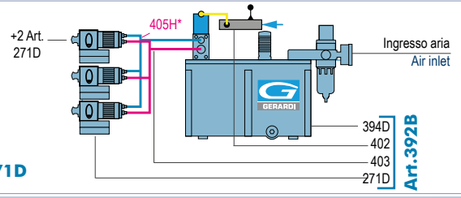

Cod.	4.39.2B103	4.39.2B203	4.39.2B303	4.39.2B403	4.39.2B503	4.39.2B603
€	2.938	3.060	3.121	3.182	3.644	3.946

* Non incluso (Pag. 4.52) / Not included (Pag. 4.52)

Art. 392B / 4

N° 4 serraggi **contemporanei**
N° 4 **simultaneously** clamping

Art. 392B + n° 3 Art.271D

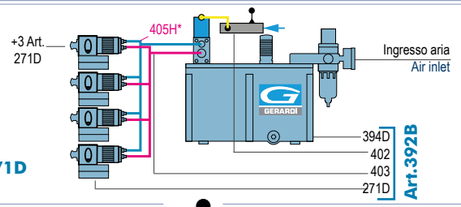

Cod.	4.39.2B104	4.39.2B204	4.39.2B304	4.39.2B404	4.39.2B504	4.39.2B604
€	3.305	3.550	3.611	3.671	4.283	4.684

* Non incluso (Pag. 4.52) / Not included (Pag. 4.52)

Art. 407E

Gruppo di serraggio **indipendente**
Independent clamping group

Art.271D + 396D + 402 + 403 *(m 1,5)*

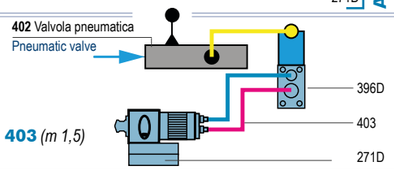

Cod.	4.40.7E100	4.40.7E200	4.40.7E300	4.40.7E400	4.40.7E500	4.40.7E600
€	1.203	1.234	1.247	1.283	1.452	1.553

Possibilità di automatizzare tutte le morse STD / StandardFLEX / XL / Elementi modulari. (Esclusi Art.1E, Art.1F)

Art. 392C / 2

N° 2 serraggi **indipendenti**
N° 2 **independent** clamping

Art. 392B + n° 1 Art. 407B

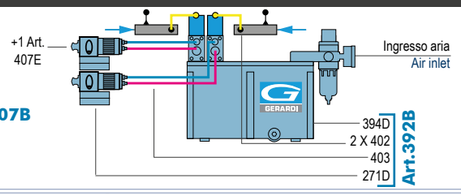

Cod.	4.39.2C102	4.39.2C202	4.39.2C302	4.39.2C402	4.39.2C502	4.39.2C602
€	3.590	3.660	3.681	3.760	4.192	4.391

Art. 392C / 3

N° 3 serraggi **indipendenti**
N° 3 **independent** clamping

Art. 392B + n° 2 Art. 407B

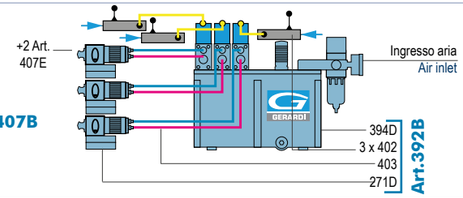

Cod.	4.39.2C103	4.39.2C203	4.39.2C303	4.39.2C403	4.39.2C503	4.39.2C603
€	4.379	4.477	4.511	4.609	5.090	5.381

Art. 392C / 4

N° 4 serraggi **indipendenti**
N° 4 **independent** clamping

Art. 392B + n° 3 Art. 407B

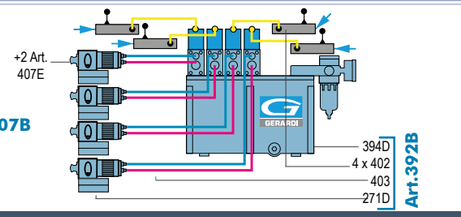

Cod.	4.39.2C104	4.39.2C204	4.39.2C304	4.39.2C404	4.39.2C504	4.39.2C604
€	5.510	5.642	5.686	5.816	6.454	6.838

ACCESSORI e RICAMBI
ACCESSORIES and SPARE PARTS

N.B. Le centraline sono fornite senza olio
N.B The power units are supplied without oil

Art. 393D

Centralina a comando manuale doppio
Pressione max 450bar
Con mantenimento e ripristino automatico della pressione desiderata

Power unit with double manual control
Max pression 450bar
Automatic retention and reset of desired pressure

Cod.	4.39.3D450
€	1.509

Art. 397D

Blocco modulare per comando manuale aggiuntivo per ogni morsa extra

Modular block for manual control for each extra vise

Cod.	4.39.7D000
€	499

Art. 397C

Blocco base per comando manuale
Base block for manual control

Cod.	4.39.7C000
€	579

Art. 394D

Centralina a comando pneumatico remoto doppio
(Tramite Art. 402 extra) - Pressione max 450bar
Con mantenimento e ripristino automatico della pressione desiderata

Power unit with double remote pneumatic control
(Through Art. 402 extra) - Max pression 450bar
Automatic retention and reset of desired pressure

Cod.	4.39.4D450
€	1.509

Art. 396D

Blocco modulare per comando pneumatico aggiuntivo per ogni morsa extra

Modular block for pneumatic control for each extra vise

Cod.	4.39.6D000
€	524

Art. 396C

Blocco base per comando pneumatico
Base block for pneumatic control

Cod.	4.39.6C000
€	601

Art. 395D

Centralina a comando elettrico doppio
Pressione max 450bar
Con mantenimento e ripristino automatico della pressione desiderata

Power unit with double electrical control
Max pression 450bar
Automatic retention and reset of desired pressure

Cod.	4.39.5D450
€	1.659

Art. 398D

Blocco modulare per comando elettrico aggiuntivo per ogni morsa extra

Modular block for electric control for each extra vise

Cod.	4.39.8D000
€	713

Art. 398C

Blocco base per comando pneumatico
Base block for pneumatic control



Cod.	4.39.8C000
€	788

ACCESSORI e RICAMBI
ACCESSORIES and SPARE PARTS

Art. 399

Gruppo filtro riduttore più lubrificatore
Compressed air preparation unit

Cod.	4.39.90000
€	185

Art. 400

Pedale bistabile
Two positions foot pedal

Cod.	4.40.00000
€	205

Art. 401

Pulsantiera per 1 azionamento
Puschbutton board for one control operation

Cod.	4.40.10000
€	284

Art. 402

Valvola pneumatica frontale, 2 vie
Frontal pneumatic valve, 2 ways

Cod.	4.40.20000-14
€	95

Art. 402/90

Distributore leva angolare a 90°, 3 vie
90° angular valve, 3 ways

Cod.	9.40.29000
€	208

Art. 405H Per ogni metro extra / For each extra meter: € 10

Coduttura Tubolare in acciaio zincato (m 1,0)
Suitable galvanized steel pipe (m 1,0)

Ø	6
Cod.	4.40.5H000
€	14

Art. 403 Per ogni metro extra / For each extra meter: € 116

Tubo idraulico Multispiral 760bar completo di attacco rapido Art. 270A (m 1,5)
Hydraulic pipe *Multispiral* 760 bar complete with rapid connection Art. 270A (m 1,5)

Con le centraline a DOPPIO EFFETTO l'attacco rapido NON è incluso
With DOUBLE EFFECT power unit the quick connection is NOT icluded

Cod.	4.40.30000
€	186

Art. 404

Manometro 400bar
Oil pressure gauge 400bar

Cod.	4.40.40000
€	86

ACCESSORI e RICAMBI
ACCESSORIES and SPARE PARTS

Art. 270A

Attacco idraulico rapido femmina
Quick hydraulic female connection

Cod.	4.27.0A000
€	78

Art. 270B

Innesto idraulico rapido maschio
Quick hydraulic male connection

Cod.	4.27.0B000
€	52

Art. ID03

Raccordo idraulico a "L" maschio cilindrico Ø6 - 1/4" Gas
"L" hydraulic male parallel adaptor Ø6 - 1/4" Gas

Cod.	9.ID.03000
€	14

Art. ID04

Raccordo idraulico a "T" centrale maschio cilindrico Ø6 - 1/4" Gas
"T" hydraulic male parallel adaptor Ø6 - 1/4" Gas

Cod.	9.ID.04000
€	46

Art. ID05

Riduzione idraulica Ø6 -1/4" Gas
Hydraulic straight male adaptor Ø6 - 1/4" Gas

Cod.	9.ID.05000
€	10

Art. 505

Pressostato 400bar
Pressure switch 400bar

Cod.	0.50.50000
€	239

Art. 272A

Indicatore di forza kN
Force indicator kN

Cod.	4.27.2A600
€	406

Art. 272

Cella di carico **completa** per controllo forza di bloccaggio delle morse
Complete loading cells to check vise clamping force

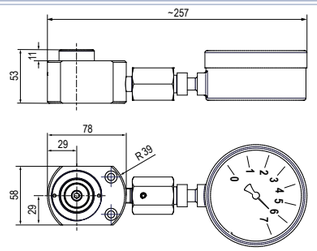

Bar	Max 700
kN	Max 111,3
Cod.	4.27.26000
€	987

SERVOCOMANDI OLEODINAMICI / HYDRAULIC SERVO UNITS

Tipo (grandezza) morsa / Vise type (size)	1	2	3	4	5	6

Art. 271

Supporto di serraggio con cilindro idraulico
Clamping support with hydraulic cylinder
SEMPLICE EFFETTO - SIMPLE EFFECT

Cod.	2.27.11000	2.27.12000	2.27.13000	2.27.14000	2.27.15000	2.27.16000
€	401	438	500	563	689	750
Corsa Stroke	32	26			40	

Art. 271D

Supporto di serraggio con cilindro idraulico **DOPPIO EFFETTO**
Clamping support with hydraulic cylinder **DOUBLE EFFECT**

Cod.	2.27.1D100	2.27.1D200	2.27.1D300	2.27.1D400	2.27.1D500	2.27.1D600
€	489	739	813	875	938	1.000
Corsa Stroke	20	33			40	

Art. 283A

Supporto di serraggio per cilindro idraulico
Clamping support for hydraulic cylinder



Cod.	2.28.3A100	2.28.3A200	2.28.3A300	2.28.3A400	2.28.3A500	2.28.3A600
€	142	148	159	195	285	316

Art. 285

Cilindro idraulico a semplice effetto.
Serraggio idraulico e apertura meccanica
Hydraulic cylinder single acting.
Hydraulic clamping and mechanical opening

Pressione **MAX** / **MAX** pressure	450 bar - 6525 psi			
Ø Pistone / Ø Piston	20	30		36
Area effettiva (cm2) / effective area (cm2)	3,14	7,07		10,17
Cod.	2.28.51000	2.28.52000	2.28.53000	2.28.55000
€	257	282	282	402
Corsa Stroke	32	26		40

Art. 569

Cilindro idraulico a doppio effetto.
Apertura e chiusura idrauliche
Hydraulic cylinder double acting.
Hydraulic opening and clamping

Specifico per sistemi robotizzati - Specific for robotic applications

Pressione **MAX** / **MAX** pressure	450 bar - 6525 psi			
Ø Pistone / Ø Piston	20	30		32
Area effettiva (cm2) / effective area (cm2)	3,14	7,07		8,04
Cod.	1.56.91000	1.56.92000	1.56.93000	1.56.95000
€	256	557	580	580
Corsa Stroke	20	33		40

Esempi di applicazione / Typical arrangements



Morse Modulari di Precisione accoppiabili ed allineabili per serraggi multipli Pneumoidraulici (Serie StandardMatic)
Precision Modular vises matchable for gang operations and pneumohydraulic clamping (StandardMatic series)

SERRAGGIO IDRAULICO
HYDRAULIC CLAMPING

La centralina per serraggi idraulici ed i suoi derivati, nasce per soddisfare tutte le esigenze connesse all'azionamento di cilindri oleodinamici ove sia richiesta bassa portata ed elevate pressioni. La particolare forma costruttiva della centralina permette di ottenere, in ingombri estremamente contenuti, un impianto di elevate prestazioni. L'elemento pompante utilizzato consente, grazie ai particolari criteri costruttivi, di collocare la centralina in ambienti altamente ostili come, per esempio, l'area di lavoro di macchine utensili. L'esclusivo sistema modulare di controllo del flusso idraulico permette di comandare separatamente, con una sola unità, fino a sei utilizzi distinti.

The hydropneumatic power unit for hydraulic clamping devices and its bi-products are designed to meet all needs regarding the powering of hydraulic cylinders where low flow rates and hight pressures are required. The special design shape of the power unit is such that a high performance system can be implemented taking up very little space. Thanks to the special design priciples, the pump section adopted allows the hydropneumatic power unit to be installed in very hostile environments, such as the work area of machine tools, etc. The unique modular hydraulic flow control system allows controlling up to 6 separate users from just the one power unit.

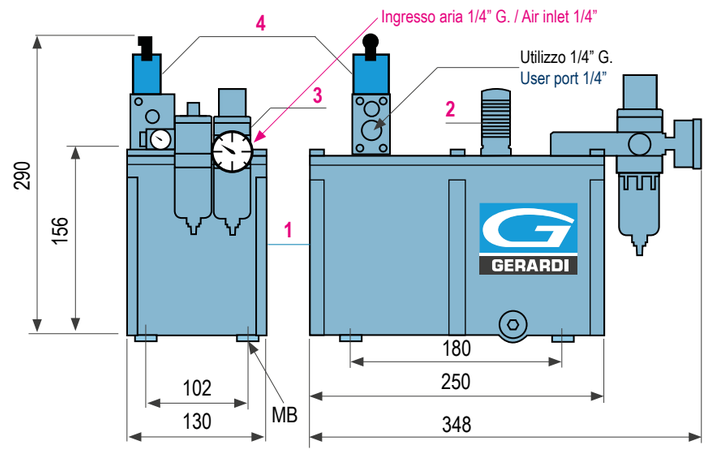

CARATTERISTICHE TECNICHE

SPECIFICATION

Centralina tipo / Power unit type **450** T 2/3/4	
Pressione massima aria: Max permissible air pressure:	7 bar
Pressione aria consigliata: Recommended air pressure:	5,5 bar
Tipo di olio raccomandato: idraulico Recommended grade of oil: hydraulic	68 CSt
Portata Deliveries	0,9 l / min
Capacità serbatoio Tank capacity	3 l
Delta massimo su pilotaggi elettrici: Max delta on electric pilot section:	+ 10% - 5%
Pressione minima su pilotaggio pneumatico: Minimum pressure on pneumatic control:	5 bar
Pressione massima consentita per eventuale pilotaggio elettroidraulico: Max pressure for elettrohydraulic control:	150 bar
Numero massimo consigliato di utilizzi: Max permissible air pressure	4

La pompa nella versione base viene fornita completa di:
- serbatoio in teflon **1**
- tappo di carica
- silenziatore **2**
- attacco di alimentazione aria del tipo ad innesto rapido D8 **3**
- un blocco di comando oleodinamico **4**

The punp in its basic version is supplied complete with:
- teflon tank **1**
- fill plug
- silencer **2**
- quick acting air connector fitting type D8 **3**
- hydraulic control block **4**

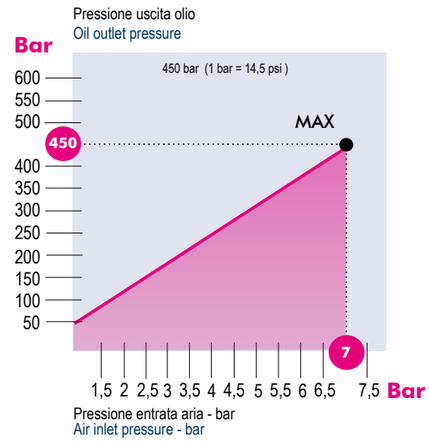

4

Diagrammi di serraggio / *Clamping diagrams*

StandardMatic

Diagrammi di serraggio pneumoidraulici ed elettroidraulici
Diagram pneumo-hydraulic and electro-hydraulic clamping

Morse tipo / Vises type 1

Cilindro idraulico Art. 285 - 569 Ø interno 20 mm - Superficie efficace 3,14 cm²
Hydraulic cylinder Art. 285 - 569 Cylinder I.D. 20 mm - Effective area 3,14 cm²

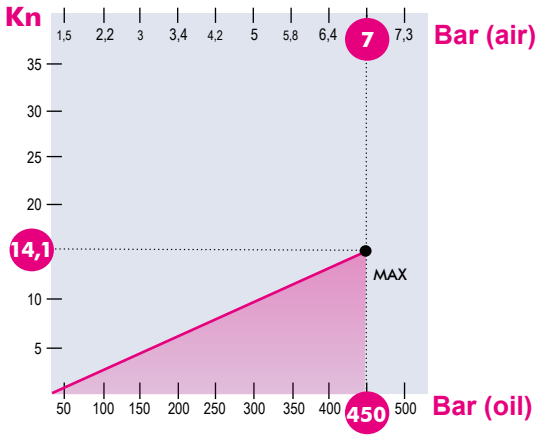

Morse tipo / Vises type 2-3-4

Cilindro idraulico Art. 285 - 569 Ø interno 30 mm - Superficie efficace 7,07 cm²
Hydraulic cylinder Art. 285 - 569 Cylinder I.D. 30 mm - Effective area 7,07 cm²

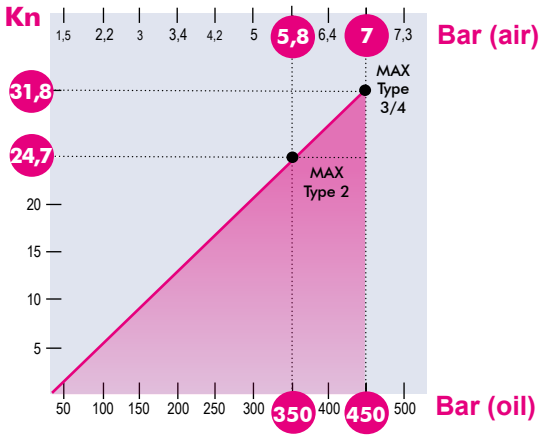

Morse tipo / Vises type 5-6

Cilindro idraulico Art. 285 Ø interno 36 mm - Superficie efficace 10,17 cm²
Cilindro idraulico Art. 569 Ø interno 32 mm - Superficie efficace 8,04 cm²
Hydraulic cylinder Art. 285 Cylinder I.D. 36 mm - Effective area 10,17 cm²
Hydraulic cylinder Art. 569 Cylinder I.D. 32 mm - Effective area 8,04 cm²

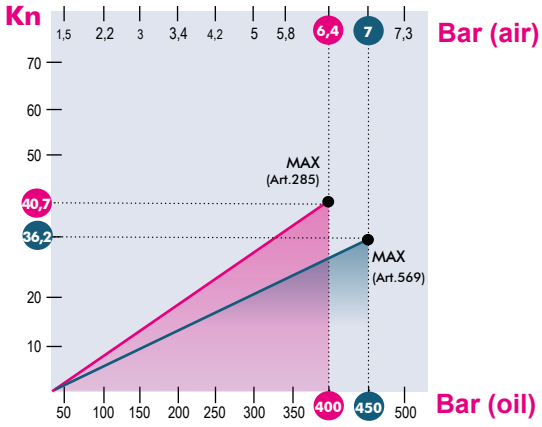

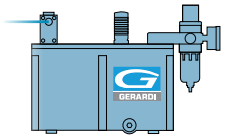

Art. 393

Art. 393D

Serraggi tramite gruppi di comando pneumatici e idraulici

I diagrammi seguenti consentono di determinare le forze di serraggio ottenibili con le morse di varia grandezza (da 1 a 6), provviste di vari dispositivi di bloccaggio pneumoidraulici ed elettroidraulici, in funzione della pressione dei fluidi (aria e olio). Con centralina pneumoidraulica **(Max pressione 450bar)**

Clamping through pneumo-hydraulic and hydraulic clamping devices

The following diagrams give the clamping force that can be obtained with each vise type (size 1 to 6) when equipped with pneumo-hydraulic and electro-hydraulic blocking devices, as a function of the fluid pressure (air or oil). With pneumo-hydraulic power unit (**Max pressure 450bar**)

NB: Alcuni fattori, come la lubrificazione, lo staffaggio, gli attriti ed altro, possono modificare i valori indicati fino a ± 10%. Per un corretto utilizzo non superare i valori indicati nel grafico
Some factor as lubrication, clamping on the machine table, frictions and more can modify above values within a ± 10% range. For optimum operation do not exceed chart values.